runaya

BUILD FUTURE POSITIVE

CREATING VALUE FROM EVERY RESOURCE

Sustainability Report 2025-26



Contents

Creating value from every resource 3
About the report 4
Leadership messages 17
ESG highlights FY2025-26 24
Stakeholder engagement 26
Double Materiality Assessment 28

Environment 37
Materials 40
Waste management 40
Energy management 44
GHG emissions 46
Climate risk management 53
Water stewardship 55
Biodiversity 57

Social 61
Diversity and inclusion 63
Talent attraction and retention 68
Health and safety 73
Labour practices and human rights 77
Customer relations 83
Communities 84

Governance 91
Corporate governance framework 92
ESG governance 96
Business ethics 97
Technology and transformation 101
Sustainability and supply chain 103
Regulatory compliance 105
Risk management 107

Annexures
GRI Index 115
Glossary 123
Assurance statement 126

Creating value from every resource

We are strengthening the systems that enable responsible growth, from climate strategy and risk management to human rights, governance and stakeholder engagement

At Runaya, we see potential where others may see complexity. Whether in industrial residues, evolving manufacturing requirements or emerging technology needs, we identify opportunities to apply engineering expertise, innovation and technology to create solutions that deliver value for industry while generating environmental and social benefits.

Our sustainability journey is therefore closely connected to how we build and grow our businesses. Through resource recovery, circular manufacturing, advanced materials and technology-led solutions, we seek to strengthen industrial efficiency and support the transition towards more sustainable production. At the same time, we are strengthening the systems that enable responsible growth, from climate strategy and risk management to human rights, governance and stakeholder engagement.

As Runaya continues to scale, our focus is on turning potential into tangible and lasting outcomes. By combining industrial ingenuity with responsible business practices, we aim to create value that strengthens our businesses, benefits our people and communities, supports our customers and contributes to a more resource-efficient future.



About the

Report

[GRI 2-2, 2-3, 2-4, 2-5]

Runaya's Sustainability Report for FY2025–26 provides an overview of our environmental, social and governance (ESG) performance, key initiatives and progress during the reporting period. The report reflects our continued efforts to strengthen transparency, accountability and responsible business practices, while providing stakeholders with a clear view of our sustainability performance and focus areas.



Scope and boundary

This report includes the operations and performance of the following Runaya entities:

- **Runaya Metsource LLP (RML)**
  - Runaya Refining LLP (RRL)
  - Runaya Green Tech Pvt. Ltd. (RGTPL)
  - Runaya Green Sustainable Solutions Pvt. Ltd. (RGSSPL)
- **Runaya Pvt. Ltd. (RPL)**

The reporting boundary encompasses the operations and major operational sites of these entities during FY2025–26, aligned to the company's financial reporting cycle. Where applicable, the report also includes relevant information relating to our value chain and business relationships. Any specific exclusions or limitations in the reporting boundary are identified in the relevant sections of the report. The data presented in this report covers all major operational sites, projects and relevant value chain initiatives applicable to the four entities. Although Minova Runaya Pvt. Ltd. is a part of the Runaya Group, this report does not include its sustainability disclosures, as these are covered under the Minova Group's global sustainability report. The remaining operations, accounting for over 89% of Runaya's consolidated revenue, are covered under the scope of this report, out of which 86% is under Runaya Metsource LLP (RML).

Revenue distribution of entities considered

Business	Entity	Share of revenue
Green aluminium recovery	Runaya Refining LLP (RRL)	16.3%
Critical metals recovery	Runaya Green Tech Pvt. Ltd. (RGTPL)	79.2%
	Runaya Green Sustainable Solutions Pvt. Ltd. (RGSSPL)	
Telecom-grade FRP & ARP rods	Runaya Pvt. Ltd. (RPL)	4.4%

Reporting frameworks

This report has been prepared with reference to the Global Reporting Initiative (GRI) Universal Standards 2021 and highlights key initiatives that contribute to relevant United Nations Sustainable Development Goals (SDGs).

The report also reflects Runaya's continued efforts to strengthen its sustainability practices against recognised global benchmarks. During the year, we also participated in the S&P Global Corporate Sustainability Assessment (CSA) Comprehensive assessment, building on our participation in the Small Cap assessment in the previous year. The assessment provides an opportunity to benchmark our sustainability performance against global peers and identify areas for continued improvement.

Reporting period

The report covers Runaya's ESG performance for the period from April 1, 2025 to March 31, 2026. Our Sustainability Report is published annually.

Materiality assessment

During FY2025–26, we continued to strengthen our Double Materiality Assessment aligned with changing sectoral priorities to ensure that our sustainability priorities remain aligned with our business activities, stakeholder expectations and evolving ESG considerations. The assessment considered the significance of our actual and potential impacts, as well as the relevance of key sustainability matters to our business and stakeholders.

Restatements

There have been no restatements of information in this report.

Assurance

Selected ESG information and disclosures presented in this report have been independently assured by ISSPL Ltd., in accordance with global assurance standards. The assurance covers the subject matter and indicators specified in the assurance statement. Further details on the scope, basis and level of assurance are provided in the Independent Assurance Statement on page 126.

Management responsibility

Runaya's Board of Directors and Senior Management are responsible for the oversight and Integrity of the information presented in this report. Further, they are responsible for establishing appropriate processes and controls for the preparation and review of the reported sustainability information and for ensuring that the report provides a balanced and transparent account of Runaya's material sustainability matters and performance.

Feedback

We value stakeholder feedback and welcome suggestions on our sustainability disclosures and performance. For comments, queries or feedback, please write to us at ESG@runaya.com.

Forward-looking statements

This report may contain forward-looking statements relating to Runaya's sustainability goals, strategies, plans and future performance. Such statements are based on current expectations, assumptions and information available at the time of reporting and are subject to risks and uncertainties. Actual outcomes may differ materially from those anticipated. Runaya does not undertake to publicly update or revise such statements except where required by applicable law.

An overview of Runaya

[GRI 2-1, 2-6]

Runaya is a technology-led industrial company developing solutions that create greater value from resources, materials and industrial processes. Headquartered in Mumbai, we combine engineering expertise, advanced manufacturing capabilities and proprietary technologies to serve resource-intensive industries, with businesses spanning resource recovery, circular manufacturing, advanced materials, telecom infrastructure and mining solutions.

Our business model is built around identifying opportunities where technology and industrial ingenuity can improve how resources are recovered, processed and used. Through our recycling and resource recovery businesses, we recover valuable metals and materials from industrial residues and return them to productive use. Through our advanced manufacturing businesses, we develop high-performance products that support critical applications across telecom, mining and infrastructure. Together, these businesses enable us to address distinct industrial needs while contributing to more resource-efficient production systems.

We operate across the industrial value chain, working with customers, technology partners, manufacturing partners and other business relationships to develop and scale our solutions. Our long-standing relationships across the metals and mining ecosystem, combined with our focus on research, innovation and technology development, enable us to translate industrial requirements into commercially viable and scalable solutions.

VISION

To set the benchmark for circular, responsible manufacturing

MISSION

To be the industry's partner of choice- advancing technology, circular practices and an inclusive culture

CORE VALUES

Purposeful Innovation	We build and partner on technology that delivers not just profit, but long-term value
Sustainable Practices	We turn residues into high-value resources - advancing the circular economy and a more responsible future
Diverse Workforce	Diverse and inclusive talent turns our vision into future-ready solutions
High Safety Standards	We protect our most valuable asset — our people — through best-in-class safety practices

Our journey

- **2017** — The Beginning: Runaya Founded
- **2018** — Technology agreement with TAHA
- **2019** — JV with Minova Global: Leader in Ground Support and Geotechnical Solutions
- **2021**
  - Commissioned Ground Support Solutions
  - Commissioned first Green Aluminium Recovery facility
  - Commissioned facility of Green Slag Conditioner
- **2022** — Expansion of Green Aluminium Recovery with second facility
- **2024** — Establishment of the Base Metal Recovery facility in Rajasthan
- **2025**
  - Commissioned Copper Matte & Cobalt Recovery Plant
  - JV with German Major Eckart
  - Establishment of second facility for Critical Metal Recovery
  - Expansion project of Critical Metal Recovery
- **2026**
  - MoU with RIICO for New Recycling plants
  - Groundbreaking new Recycling Complex
  - Groundbreaking new Specialty chemical Complex
- **2027** — Project Commissioning of Aluminium Powder in Odisha

Our journey toward a more sustainable and resource-efficient future is just getting started...



Organisational structure





Business overview

Our portfolio brings together businesses across resource recovery, advanced materials, manufacturing and industrial solutions. Each business addresses a distinct market opportunity, supported by our capabilities in technology, engineering, manufacturing and strategic partnerships.

Green aluminium recovery[1]

Runaya Metsource LLP (RML), Runaya Refining LLP (RRL)

Our Green Aluminium Recovery business addresses one of the key by-products of aluminium production: aluminium dross. Through a three-stage process covering hot dross processing, cold dross processing and value-added product manufacturing, we recover aluminium from dross and convert the remaining material into products with further industrial applications.

We use licensed technology from TAHA International and operate a zero-salt process that does not require additional external heating. Our process also enables the production of value-added briquettes, including RubiQ Green™ and RuCal Green™, from the residual material following aluminium recovery. This integrated approach allows us to recover aluminium while further utilising the material remaining after the primary recovery process.

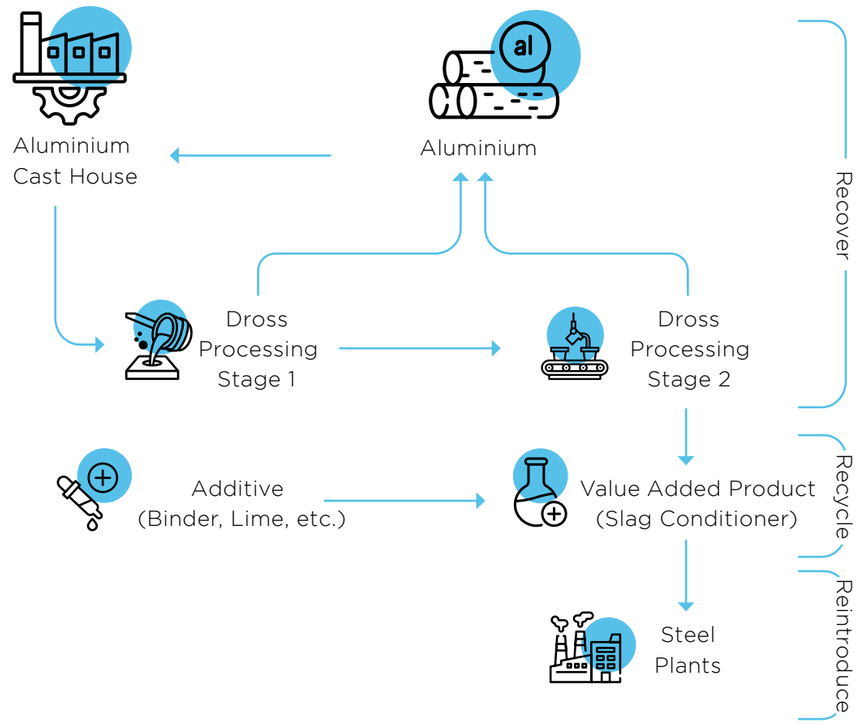

[1]Our business operations are supported by a combination of wholly owned entities, joint ventures and strategic partnerships. During the year, we also progressed the demerger of Runaya Refining LLP (RRL) and Runaya Metsource LLP (RML), further aligning our organisational structure with the distinct businesses and capabilities within our portfolio.

Critical metals recovery

Runaya Green Tech Pvt. Ltd. (RGTPL), Runaya Green Sustainable Solutions Pvt. Ltd. (RGSSPL)

Our diversified metal recovery business is focused on recovering valuable metals from industrial residues generated through resource-intensive processes. Using advanced pyro- and hydro-metallurgical technologies, we process complex residue streams to recover metals including zinc, lead, cadmium, cobalt and copper.

By recovering multiple metals from a single industrial stream, we are developing an integrated approach to resource recovery that can reduce the amount of material sent to landfill while strengthening the availability of domestically recovered materials. Our operations in Rajasthan form the foundation of this business, and we continue to invest in capacity and technology to scale our recovery capabilities.

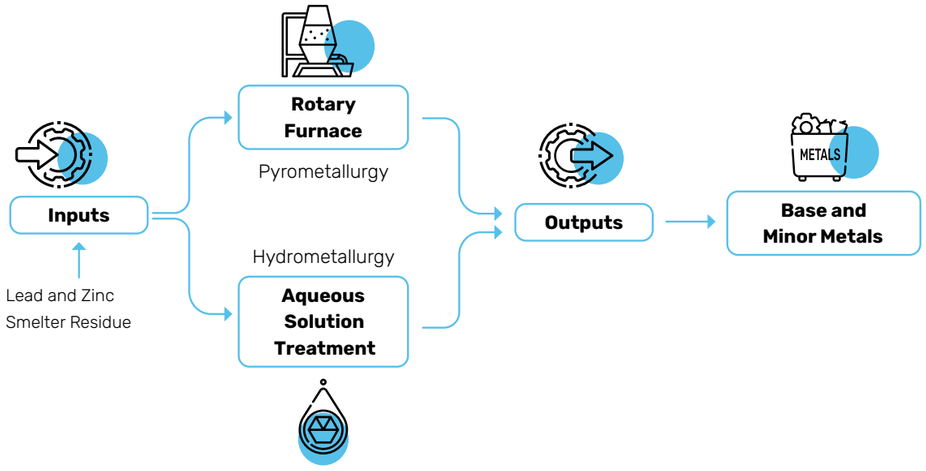

Ground support solutions

Minova Runaya Pvt. Ltd.

Through our joint venture with Minova, we provide ground support and geotechnical solutions for mining, tunnelling and infrastructure applications. The business combines Minova's global expertise in ground support technologies with our manufacturing capabilities and local market understanding.

Our portfolio includes products and systems designed to support ground stability, safety and operational reliability in demanding underground and surface environments. The business operates an integrated manufacturing facility with capabilities spanning steel and resin production, strengthening supply reliability and enabling more responsive delivery to customers.

Gas-atomised aluminium powder

Runaya Eckart Aluminium Powders Pvt. Ltd.

Our partnership with ECKART, a global specialist in aluminium powders and effect pigments, is expanding our presence into advanced aluminium materials. Through this joint venture, we are developing gas-atomised aluminium powder capabilities in Jharsuguda, Odisha, combining ECKART's technical expertise in aluminium powder technologies with our manufacturing and circular-economy capabilities.

The business is focused on high-purity, spherical aluminium powders with applications across areas including aerospace, solar, catalysts and effect pigments. The development of this capability represents an expansion of our portfolio into advanced materials with applications across high-value industrial and technology markets.

Telecom-grade FRP & ARP rods

Runaya Pvt. Ltd. (RPL)

Through our Telecom-grade Fibre Reinforced Plastic (FRP) and Aramid Reinforced Plastic (ARP) Rods business, we manufacture high-strength reinforcement products used in optical fibre cables. Our products support the development of telecom infrastructure, including networks serving the evolving requirements of 4G and 5G connectivity.

The business combines UV-curing technology, automated manufacturing and digital quality-control systems to produce consistent, high-performance products. We continue to strengthen our manufacturing capabilities while exploring applications for FRP materials beyond telecom, including sectors where lightweight and durable materials can provide performance advantages.

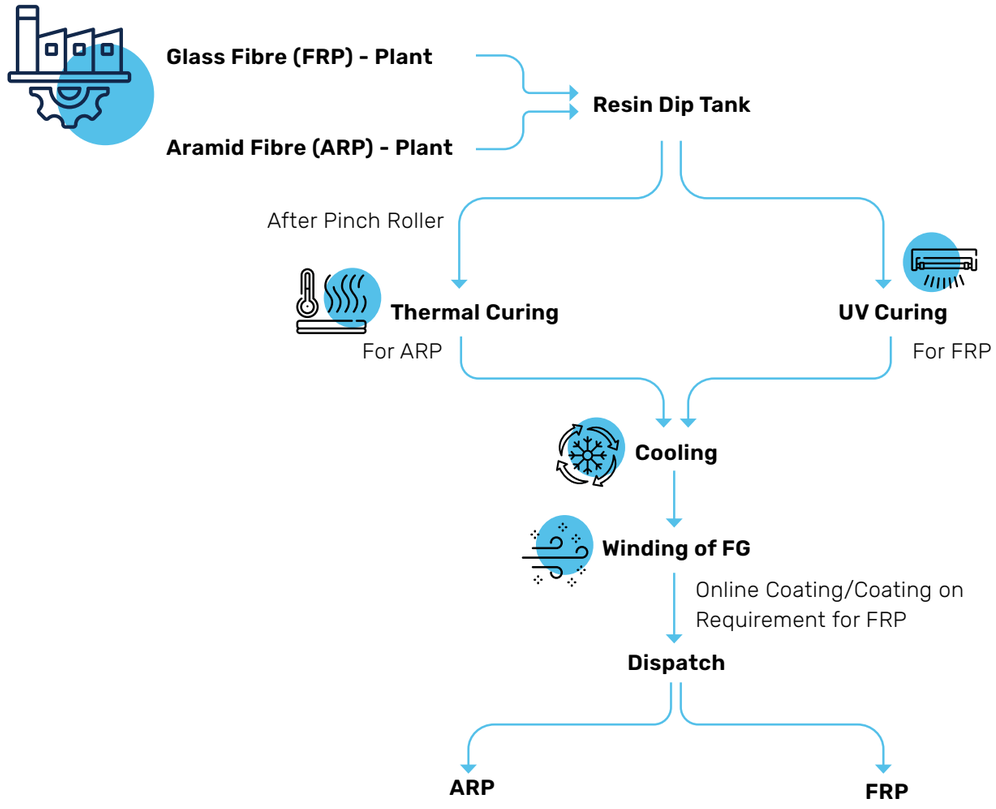

Our presence

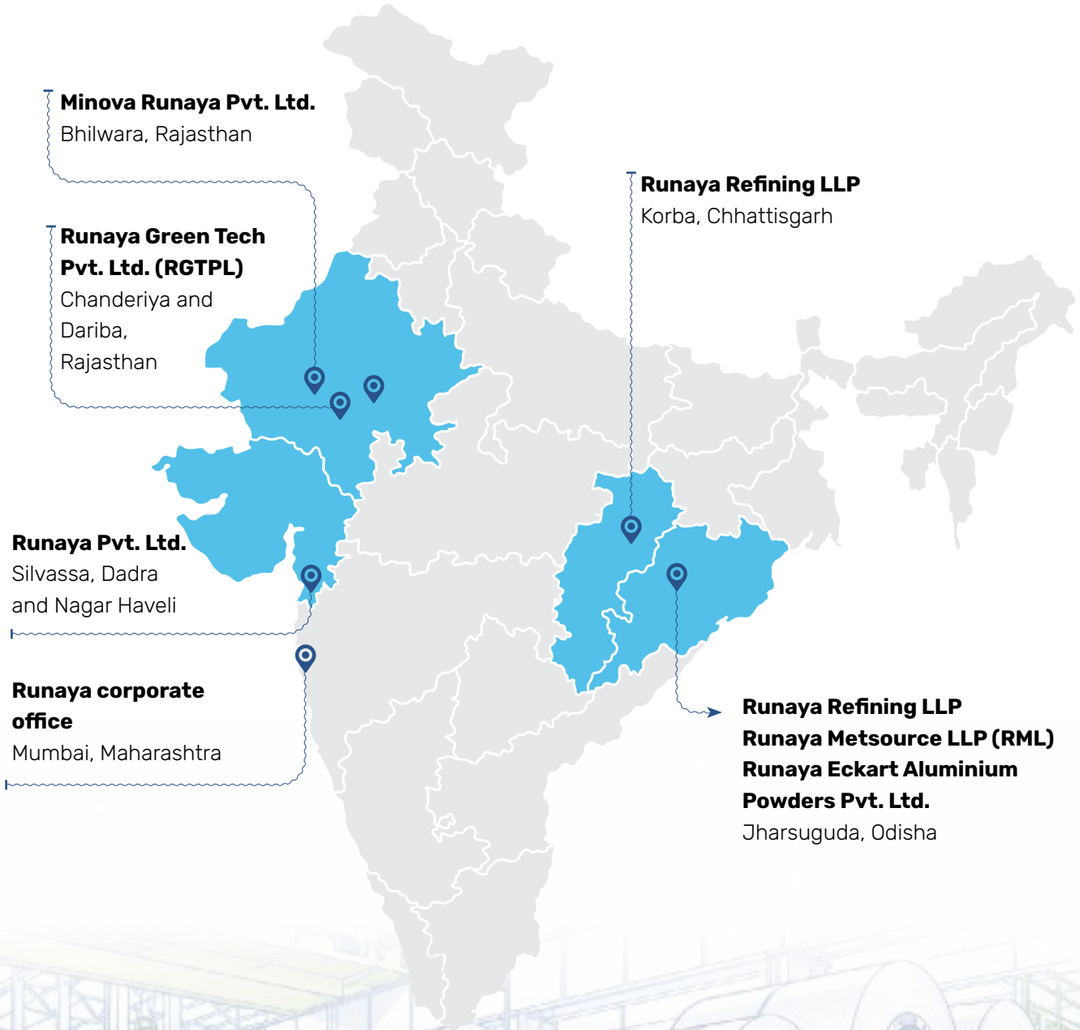



Runaya at a glance

Our scale and capabilities continue to evolve as we expand our portfolio of resource recovery, advanced materials and industrial solutions.

06
Operational Sites

1,10,000 MT
Installed residue processing capacity

16,000 MT
Aluminium recovery capacity

35,630.37 MT
Other metals recovered

2 Million Mn km
FRP & ARP Rods annual capacity

117
Permanent employees

4
Patents granted till date

Partnerships and industry associations

vedanta transforming for good

MINOVA

ECKART

TAHA

HINDUSTAN ZINC
Zinc & Silver of India

AURELIUS

Awards and recognitions



S&P Global CSA; Runaya scored in the 93rd percentile



Global Sustainability Leadership Awards



World Sustainability Programme



Asia-Pacific Stevie Awards



National ESG Compliance Excellence Award



GSS Summit



BW Businessworld



BW Businessworld



Energy & Environment Foundation Global Awards 2020



Manufacturing Today



Manufacturing Today



CMO Asia Manufacturing Excellence Awards



Economic Times



Entrepreneur India



Golden Peacock Awards



NASSCOM SME Inspire Award 2024



Quality Circle Forum of India



Great Place to Work

A Message from our Leadership





Naivedya Agarwal

Co-founder and Managing Director

[GRI 2-22]

Naivedya Aggarwal is the Managing Director & Co-Founder of Runaya, driving the company's vision to build a globally competitive circular manufacturing enterprise. With prior experience across investment banking, strategy and industrial businesses, he has played a pivotal role in scaling technology-led ventures that combine operational excellence with sustainable value creation.

Naivedya founded Runaya on a simple conviction: That sustainable manufacturing and commercial growth reinforce each other. Under his leadership, the company has grown into several businesses and has shaped Runaya's engineering discipline, the intelligent use of technology, strengthening process efficiency, and data-driven decisions — building a company that is operationally rigorous as well as innovative.

A committed advocate for diversity, he has created a workplace where young professionals are trusted early, leadership grows from within, and one of the industry's most diverse workforces drives the business forward. He holds an MBA from London Business School and previously worked with Boston Consulting Group and J.P. Morgan.

At the heart of India's industrial growth

India is entering a new phase of industrial growth. Manufacturing value added grew by 7.72% in the first quarter and 9.13% in the second quarter of FY2025–26. At the same time, medium- and high-technology industries now account for 46.3% of India's manufacturing value added, reflecting the country's gradual movement towards more sophisticated and technology-intensive production.[2]

For Runaya, these trends reinforce the relevance of our purpose. Our businesses operate at the intersection of resource recovery, advanced materials and industrial technology, areas that are increasingly important to India's economic and strategic priorities. We believe the next phase of industrial growth will depend not only on producing more, but on recovering more value from existing resources, strengthening domestic capabilities and developing technologies that enable more efficient and resilient manufacturing.

Turning opportunity into capability

Against this backdrop, FY2025–26 was a year in which we strengthened both the scale and depth of our businesses. Across our businesses, we processed over 60,000 tonnes of industrial residues and recovered 28,916.71 tonnes of aluminium and 35,630.37 tonnes of other valuable metals. Our progress during the year was also reflected in the capabilities we developed and the partnerships we strengthened. Investments in technology, manufacturing and operational capacity, together with collaborations with strategic partners, enabled us to deepen our expertise and broaden the applications of our solutions.

Driving resource efficiency and climate action

Our environmental ambition is rooted in the nature of our businesses. Through our circular manufacturing and resource recovery solutions, we work to recover value from industrial residues, extend the useful life of materials and reduce the need for virgin resources. This is the opportunity at the heart of our business model: to transform industrial challenges into sources of value while helping make production systems more resource efficient.

We are equally focused on improving the environmental performance of our own operations. During the year, renewable energy accounted for 93.32% of our electricity consumption with both our critical metal recovery businesses running at 100% renewable power. Our water stewardship initiatives has resulted in an increase of 37% water positivity score at RRL and RPL, and we continued to progress towards our target of becoming 100% water positive by 2030. These are important steps in reducing the footprint of our operations and strengthening the resilience of our businesses.

A workplace built on inclusion and growth

Our people are at the heart of Runaya's growth, and we are proud of the culture we are building together. In an industry traditionally characterised by low female representation, women comprise 52% of our workforce, an achievement that reflects our deliberate commitment to creating an environment in which women can build meaningful, long-term careers in industrial manufacturing. We have worked to foster a workplace that is open, collaborative and supportive, where people are encouraged to bring different perspectives, develop their capabilities and grow with the organisation.

This commitment extends beyond the workplace itself. During the year, we initiated a structured human rights due diligence assessment to strengthen our understanding of actual and potential human rights impacts across our operations and relevant business relationships.

The road ahead

The next phase of Runaya's journey will demand both ambition and discipline. We will continue to invest in technology and strategic partnerships that strengthen our ability to address evolving industrial challenges and contribute to a more resilient, resource-efficient economy. At the same time, we will continue to strengthen the systems that underpin responsible growth, from our climate strategy and human rights to governance, sustainability performance management and accountability across our operations and value chains.

We believe the opportunity ahead is significant. Our ambition is not simply to grow our businesses, but to build enduring enterprises that solve meaningful industrial challenges and create value from resources.

I would like to thank our customers, employees, investors, partners, communities and other stakeholders for their continued trust and support. That trust is central to our progress, and we recognise that it must be earned continuously. Guided by our purpose, we will continue to grow with conviction, adapt with agility and raise the standard for responsible industrial innovation.

[2] *https://www.pib.gov.in/PressReleasePage.aspx?PRID=2226828&reg=48&lang=2*



Neha Bhandari

Group CFO

“We also believe that sustainable growth is strengthened by an inclusive workforce. With women comprising 52% of our employees in a traditionally male-dominated industry, we remain committed to empowering them to build meaningful and lasting careers with Runaya.”

Neha Bhandari is a Chartered Accountant with over two decades of professional experience, including 15 years with Vedanta Resources. She brings extensive expertise in capital raising, financial strategy, and corporate governance, driving the Group’s financial resilience.

Neha Bhandari brings more than two decades in corporate finance, ensuring Runaya’s growth rests on disciplined planning, governance and a long-term view. A Chartered Accountant, she held senior finance roles at Vedanta Resources across corporate finance, strategy and capital raising — including equity and debt transactions exceeding USD 35 billion. She is known for analytical rigour and for delivering financial and operational improvements across large, complex organisations.



Amit Pradhan

Vice Chairman

“As we expand our portfolio, our focus remains on building businesses that address important industrial challenges while creating meaningful value for the industries and communities in which we operate.”

Amit Pradhan is a seasoned industry leader with more than four decades of experience across India’s resources sector. During his distinguished career, he has served on the Boards of Sesa Goa and spearheaded global initiatives spanning M&A, sustainability and public policy. He brings extensive expertise in strategic planning, regulations and execution of large-scale projects.

Amit Pradhan brings over four decades of leadership across the resources sector, spanning large-scale operations, project development and industrial growth. As Vice-Chairman, he drives Runaya’s strategic growth, operational expansion and sustainability-led initiatives.

His career spans greenfield expansion, risk management and regulatory compliance — giving Runaya something few young companies have: Seasoned leadership that has navigated industrial cycles, helping the company decide with discipline and a long-term view. An alumnus of St. Stephen’s College, Delhi, and Indian Institute of Technology Delhi, he has been recognised with the Jewel of India Award.

At Runaya, disciplined financial stewardship and responsible business practices are integral to how we create long-term value. Since our inception, we have built our business on a foundation of ethical conduct, robust governance and informed decision-making. This disciplined approach has enabled Runaya to achieve a CAGR of 86% over the last five years while maintaining a zero net-debt position, reflecting the strength of our financial foundations and our commitment to sustainable, value-accretive growth. By integrating accountability across financial, operational and sustainability performance, we continue to demonstrate that profitability and sustainability are complementary drivers of enduring growth.

Our investment decisions are anchored by rigorous evaluation of both commercial viability and potential environmental impacts, including Techno-Economic Feasibility Reports (TEFR) and Environmental Impact Assessments (EIAs). Together, these processes support a more informed approach to growth and enable us to pursue innovation with discipline and accountability.

We also believe that sustainable growth is strengthened by an inclusive workforce. With women comprising 52% of our employees in a traditionally male-dominated industry, we remain committed to empowering them to build meaningful and lasting careers with Runaya. Our disciplined approach to governance and balanced/ responsible financial management has strengthened stakeholder confidence, resulting in revenues of approximately ₹1,300 crore at group level during the year and an annual growth of 148% for RML over the previous year. As we scale, we remain focused on building a resilient business capable of navigating change while creating lasting value for our stakeholders.

At Runaya, we believe that enduring growth is built on a clear long-term vision, purposeful innovation and the ability to anticipate the needs of a changing industrial landscape. As we expand our portfolio, our focus remains on building businesses that address important industrial challenges while creating meaningful value for the industries and communities in which we operate.

Our growth has been shaped by a commitment to collaboration. Strategic partnerships, responsible sourcing and knowledge-sharing advances complementary capabilities, strengthen supply chains and accelerate the development of solutions with relevance across industries. This collaborative approach is particularly important as businesses navigate changing technologies, resource constraints and the transition towards more circular models of production. As we Look ahead, we remain committed to progress with Integrity and creating value that deepen our presence in the industry and ensuring that it benefits our stakeholders and the communities.



Jagannath Prasad Routray

CEO – Recycling Business

“Our focus is on continuously improving the efficiency and environmental performance of these processes. RGTPL has achieved 100% renewable electricity sourcing, while renewable energy use at RRL increased by 108% during the year, compared to last year.”

Jagannath Prasad Routray brings over two decades of experience across metals, mining, and industrial manufacturing. With deep expertise in process optimization and sustainable manufacturing, he continues to drive Runaya’s recycling business towards innovation and circular value creation.

Jagannath Prasad Routray leads Runaya’s Green Aluminium and Critical Metals Recovery businesses. With over two decades in metals and industrial operations, he has expanded Runaya’s recycling capacity, advanced recovery technologies and embedded sustainable practices across operations.

Prior to Runaya, he held leadership roles across mining, metals and strategic operations, and is an alumnus of National Institute of Technology Rourkela and Indian Institute of Management Calcutta.

At Runaya, our recycling and recovery businesses are built on a simple principle: industrial residues can be a source of value rather than a waste burden. Through our Green Aluminium Recovery business, we currently process approximately 40,000 tonnes of aluminium dross annually and recover around 16,000 tonnes of aluminium, while converting the remaining residue into value-added products for industrial applications. Our critical metals recovery operations in Rajasthan further extend this model by recovering metals including cadmium, cobalt, zinc, copper and antimony from industrial residues. This year our production totalled 1,37,792.6 MT from the metal recovery businesses.

Our focus is on continuously improving the efficiency and environmental performance of these processes. RGTPL has achieved 100% renewable electricity sourcing, while renewable energy use at RRL increased by 108% during the year, compared to last year. With an increase from 4.2 to 5.8 in our net water positivity score at RRL, we are also progressing towards our target of achieving 100% water positivity by 2030. Supported by resource-efficient technologies and digital tools for process optimisation, our aluminium recovery process is designed around zero-waste and zero-discharge principles.

Safety is central to how we operate and FY26 was our Zero Harm year with zero reportable injuries, reinforcing our goal of eliminating workplace incidents across our recovery and recycling operations. This commitment is strengthened by safety protocols, regular training, hazard-identification programmes, and a culture in which every employee is empowered to prioritise safety in daily operations.

As we scale, our priority remains clear, to recover more value from industrial residues and advance circular solutions that strengthen the industries we serve.



Vivek Raj

CEO – Telecom FRP & ARP Rods

“Our ambition is to build on the foundation of advancing materials, manufacturing and product performance to strengthen our position in global markets and help shape the next generation of connectivity infrastructure.”

Vivek Raj is an accomplished business leader with over two decades of experience in driving business growth, enhancing operational performance, and leading successful project transformations.

Vivek Raj is CEO of Runaya’s affiliate business for Telecom Grade FRP & ARP Rods, with over 20 years across complex industrial operations. He is responsible for growing the business and driving the adoption of digital technologies that enable faster, more transparent decisions. With expertise across strategy, sales and operations, he has advanced Runaya’s Telecom grade composite solutions and positioned the business for durable growth.

An alumnus of Indian Institute of Technology Delhi and Indian Institute of Management Lucknow, Vivek has a proven track record of leading large-scale project execution and unlocking growth through strategic planning and operational excellence.

The future of connectivity will depend not only on the networks we build, but on the quality and resilience of the materials that support them. Through our Telecom-grade FRP and ARP Rods business, Runaya is building capabilities in advanced materials manufacturing that support the continued expansion of fibre-optic infrastructure across markets.

With an annual production capacity of approximately 2 million kilometers, we have established significant scale in the manufacture of critical strength members for optical fibre cables. Our operations use advanced pultrusion and UV- and thermal-curing technologies, supported by fully automated production lines and AI-backed vision control for quality. These techniques contributed to a 99.7% reduction in Scope 1 and 2 emission intensity during the year. Our portfolio includes durable and specialised solutions such as ARP and water-swellable FRP rods, designed for diverse cable applications. Our net water positivity score also increased from 1.8 to 2.4, supporting runaya’s water commitments.

Safety remains a foundational priority across our operations. Our automated production lines are designed not only to ensure consistent product quality but to reduce manual intervention in high-risk processes, supporting a safer working environment as we scale. We continue to strengthen our safety management systems and embed a culture of proactive risk identification across every stage of production.

Our ambition is to build on the foundation of advancing materials, manufacturing and product performance to strengthen our position in global markets and help shape the next generation of connectivity infrastructure.

Key Highlights

Environment

94% & 34%
Reduction in energy intensity at RRL & RPL compared to baseline FY 2022-23

95% & 99.7%
Reduction in emission intensity at RRL & RPL compared to baseline FY 2022-23

69% & 56%
Reduction in water intensity at RRL & RPL compared to baseline FY 2022-23

First
Quantification of climate risks conducted

Zero
liquid discharge
Across all plants

02
Plants are water positive

64,547.08 MT
Total waste recycled

93%
Of total energy consumption sourced from renewable energy, against a target of 100% by 2028.



Social

100%
Return to work rate

52%
Female workforce

58%
Women among new hires during the year

Zero
Human rights violations and discrimination cases reported

22,933.2
Total training hours

8,927.2
Total safety training hours

2700+
Direct and indirect beneficiaries of Runaya Reach

Zero
Community grievances reported

Zero
Cases of customer data breach

First
Human rights due diligence conducted



Governance

07%
Recognised among top 7% globally
In S&P Global's CSA Fundamental with a score of 62/100

33%
Female Board members/ partners

100%
Employees trained on Code of Conduct and Business Ethics

Zero
Cybersecurity breaches

Zero
Cases of whistleblower reports

First
Internal carbon price established





Stakeholder Engagement

[GRI 2-29]

At Runaya, we recognise that the quality of our stakeholder relationships directly influences our ability to operate responsibly, remain resilient and create long-term value. Structured engagement helps us understand how our activities affect stakeholders. We use these insights to identify priorities that shape our sustainability strategy, turning dialogue into meaningful action. In doing so, we strengthen trust and reinforce accountability to those connected to our business.

Our stakeholder engagement process



Identify: Determine key stakeholder groups based on their significance to our operations and value chain

Engage: Use relevant channels, including interviews, surveys and ongoing interactions, to understand their priorities.

Assess: Evaluate the impacts, risks and opportunities identified.

Act: Integrate material inputs into business priorities and sustainability initiatives.

Monitor: Track outcomes and maintain a consistent feedback loop.



Stakeholder priorities

Employees



Engagement methods	*Engagement frequency*	*Issues of importance*
Town halls Training sessions Feedback surveys	Regularly, Quarterly townhalls	Safe workplace Growth opportunities Performance feedback

Linkage with Material Topics: 11, 12, 13, 14, 17, 18

Customers



Engagement methods	*Engagement frequency*	*Issues of importance*
Regular meetings Audits	Regularly	High-quality and sustainable products ESG metrics and performance Innovations

Linkage with Material Topics: 4, 5, 15, 16, 17, 28, 29

Suppliers and Partners



Engagement methods	*Engagement frequency*	*Issues of importance*
Supplier assessment questionnaires Compliance checks	Regularly	Ethical practices ESG metrics and performance

Linkage with Material Topics: 16, 17, 22, 27

Communities



Engagement methods	*Engagement frequency*	*Issues of importance*
Outreach programmes Partnerships	On a need basis	Employment opportunities Environmental protection Positive social impact

Linkage with Material Topics: 1, 2, 4, 5, 6, 7, 10

Regulators & Policymakers



Engagement methods	*Engagement frequency*	*Issues of importance*
Compliance reporting Consultations Participation in industry forums	On a need basis	Regulatory compliance Responsible operations Contribution to national priorities

Linkage with Material Topics: 4, 5, 17, 18, 23, 24, 30

Double Materiality Assessment (DMA)

[GRI 3-1, 3-2, 3-3]

Runaya's materiality journey began with Double Materiality Assessments (DMA) for RRL and RPL in FY 2022-23, followed by RGTPL in FY 2023-24. These assessments examined sustainability matters through two lenses, impact of our activities on society and environment, and the financial implications of sustainability-related risks and opportunities on our business.

Recognising that both our operating context and the broader sustainability landscape continue to evolve, we review and screen our material topics annually. As part of the latest review, the assessment boundary was expanded to cover the entire Critical Material Recovery business, encompassing both RGTPL and RGSSPL. The updated materiality outcomes were subsequently reviewed and approved by Runaya's board of directors, reinforcing the alignment of our sustainability priorities with evolving business context, stakeholder expectations and long-term resilience.

Our DMA process





Our material topics

Environmental

Sr No.	RRL	RGTPL and RGSSPL[3]	RPL	Page No.
1	Waste management	Waste management	Waste management	40
2	Water Management	Water Management	Water Management	55
3	Energy Management	Energy Management	Energy Management	44
4	Climate Change	Climate Change	Climate Change	53
5	GHG Emissions	GHG Emissions	GHG Emissions	46
6	Air Quality	Air Quality	-	52
7	Biodiversity Impact	Biodiversity Management	-	57
8	Recycling and Resource Recovery		-	40
9	-	-	Material Sourcing	40

Social

Sr No.	RRL	RGTPL and RGSSPL	RPL	Page No.
10	Community Relations	Community Relations	Community Relations	84
11	Workforce Health and Safety	Workforce Health and Safety	Workforce Health and Safety	73
12	Employee Hiring, Training and Development and Retention	Employee Hiring, Training and Development and Retention	Employee Hiring, Training and Development and Retention	68
13	Human Rights and Labour Rights	Human Rights and Labour Rights	Human Rights and Labour Rights	77
14	Diversity, Equity and Inclusion	Diversity, Equity and Inclusion	Diversity, Equity and Inclusion	63
15	Customer Centricity	-	Customer Centricity	83

[3]Given that RGTPL and RGSSPL operate in the same critical metals recovery industry, they share the same material topics.



Governance

Sr No.	RRL	RGTPL and RGSSPL	RPL	Page No.
16	Supply Chain Management	Supply Chain Management	Supply Chain Management	103
17	Business Ethics	Business Ethics	Business Ethics	97
18	Corporate Governance	Corporate Governance	Corporate Governance	92
19	Pricing Integrity	-	Pricing Integrity	99
20	Data Privacy and Security	-	Data Privacy and Security	102
21	Technology and Business Transformation	-	Technology and Business Transformation	101
22	-	Chemical Safety	Chemical Safety	105
23	-	Regulatory Compliance	-	105
24	Risk Management	-	-	107
25	-	-	Business Model Resilience	112
26	Market Presence	-	-	103
27	-	Transparency	-	97
28	Product Quality and Safety	-	Product Stewardship	105
29	-	-	Innovation	101
30	Economic Performance	-	-	94
31	-	-	Stakeholder Governance	92

Material issues for business value creation

At Runaya, responsible resource management is integral to how we protect and create business value. Efficient water and energy use supports operational continuity and resource security, while circular recovery processes reduce landfill dependence and convert industrial residues into lower-carbon products.

Stakeholder priorities

Water Management



Strategic Relevance

Water is essential to cooling, cleaning, hydrometallurgy and other processes. Constraints on availability can disrupt operations and affect communities sharing local water resources.

Management Strategies

All Runaya facilities operate as Zero Liquid Discharge sites, supported by treated-water reuse, closed-loop recirculation, rainwater harvesting, digital flow meters, automated level controls and periodic water audits.

Water-risk assessments using the WRI Aqueduct Water Risk Atlas further inform site-level planning.

Commitments

- Achieve water positivity across all businesses by 2030.
- Formal water-reduction targets are under development.

Value Realised

Reduced freshwater dependence, improved resilience in water-stressed locations and lower discharge-related impacts.

Business Impact

Risk and opportunity

FY 2025–26 Progress

RRL Jharsuguda and RPL Silvassa are water positive since FY 2024-25 with ~30% increase in water positivity score in FY 2025-26

Energy Management

Strategic Relevance

Energy is a significant operational input across Runaya's manufacturing and resource-recovery activities. The amount and source of energy consumed influence its cost exposure, emissions profile, energy security and the carbon intensity of its products.

Management Strategies

Runaya's approach combines operational adjustments, equipment retrofits, electrical optimisation and process innovation.

At RPL, measures include FRP rod-drying optimisation, VFD-based compressors, automated blower interlocks and production-linked UV controls. RRL operates a 365 kW rooftop solar plant, while RGTPL has transitioned to 100% renewable electricity sourcing from FY 2025-26.

Commitments

- Transition all Runaya operations to 100% renewable energy by 2028.
- Conduct energy audits across all operations.

Value Realised

Improved energy efficiency supports cost optimisation and lower emissions. RGTPL's shift to renewable electricity delivers a clear Scope 2 emissions benefit.

Business Impact

Opportunity

FY 2025–26 Progress

Our energy intensity for RRL reduced by 94% and 34% for RPL compared to baselines (FY 2022-23)



Recycling and Resource Recovery

Strategic Relevance

Recovering aluminium and critical metals from industrial residues is integral to Runaya's circular business model. It reduces reliance on virgin resources and landfill disposal while supporting the availability of secondary materials for industrial and low-carbon technology value chains.

Management Strategies

RRL uses licensed dross-processing technology to recover aluminium and convert the remaining non-metallic fraction into briquettes for downstream industrial use.

RGTPL and RGSSPL apply pyro- and hydrometallurgical processes to recover critical metals from zinc and lead smelter residues.

At RPL, coating materials are reintegrated into production, while wooden spools, pallets and other packaging materials are reused.

Material tracking and collaboration with value-chain partners support traceability and the reintegration of recovered materials into production cycles.

Commitments

- Scale the aluminium-dross recovery solution across multiple sites.
- Runaya also aims to expand zero-waste-to-landfill practices and certifications, improve the reuse of returnable packaging by 2027.

Value Realised

Reduced landfill dependence and increased business value through cost efficiencies and new revenue streams from recovered materials.

Business Impact

Opportunity

FY 2025–26 Progress

Achieved the stated long-term objective of reaching an annual processing capacity of 60,000 MT

Material topics and external stakeholder impact

At Runaya, stakeholder engagement helps us understand how our operations and business relationships affect those beyond our organisational boundaries. These insights inform our approach to Community Relations and Supply Chain Management, which emerged as material topics due to their implications for external stakeholders.

Priority Issues for External Stakeholders	Community Relations	Supply Chain Management
Scope of Impact	Operations	Supply Chain
Stakeholders Impacted	Society	External employees, including organisations in the supply chain and contractors
Topic relevance on external stakeholders	Runaya's operating presence can influence community well-being and shared resources beyond its plant boundaries. Continued engagement helps us identify local priorities and guide our response.	The goods and services we procure enable our operations and project execution, but how they are produced and delivered can affect workers, communities and the environment. We therefore recognise that our responsibility extends across the network of suppliers and service providers with whom we work.
Impact Created	Positive	Positive
Key Initiatives	• Runaya Reach, our community development arm, focuses on widening access to education and supporting community well-being, particularly for women and children. • Development of school infrastructure and learning environments • Scholarships and academic support for higher education • Health, hygiene and community-awareness initiatives • Community participation, social inclusion and support for vulnerable groups • Formal community grievance mechanism	• Integration of responsible sourcing and ESG considerations into procurement and vendor management • Supplier Code of Conduct • Supplier ESG Assessment and Development Framework • Progressive supplier assessments and targeted capacity-building
Key Metrics	• 10 community activities conducted during FY 2025-26 • Two schools supported through infrastructure development • Two female engineering students from NIT Raipur supported through scholarships • More than 700 direct and 2,000 indirect beneficiaries reached	• 100% supplier screened at RRL, RGTPL • 76% tier 1 suppliers screened at RPL • None of the supplier assessment indicated high/ medium/low risk



Environmental Stewardship



Environment

Our ambition is to advance a model of industrial growth that creates value through resource efficiency, circularity and environmental responsibility. Guided by the interconnected priorities of decarbonisation, resource circularity and ecological stewardship, we are working to reduce emissions, recover value from industrial by-products, use energy and water responsibly and strengthen the resilience of nature and our operations. This year marked an important step in our environmental journey as we initiated the development of our decarbonisation roadmap and Internal Carbon Pricing framework and began quantifying the financial implications of priority climate-related risks and opportunities. These efforts will provide a stronger foundation for targeted action, informed investment and measurable progress towards lower-carbon and more resilient operations.

Sr No.	RRL	RGTPL and RGSSPL[3]	RPL	Page No.
1	Waste management	Waste management	Waste management	20
2	Water Management	Water Management	Water Management	20
3	Energy Management	Energy Management	Energy Management	20
4	Climate Change	Climate Change	Climate Change	20
5	GHG Emissions	GHG Emissions	GHG Emissions	20
6	Air Quality	Air Quality	-	20
7	Biodiversity Impact	Biodiversity Management	-	20
8	Recycling and Resource Recovery	-	-	20
9	-	-	Material Sourcing	20

Alignment to UN SDGs



Environmental policy and management system

Environmental policy

Our Environmental policy provides the framework for managing environmental impacts across our operations. It establishes our commitments to complying with applicable environmental requirements, preventing pollution, improving resource efficiency and continually enhancing our environmental performance. The policy covers all our operating entities and guides our approach to climate change, energy and emissions, water stewardship, materials, waste management and biodiversity.

The ESG Council reviews and approves the policy annually to ensure that it remains aligned with our activities, environmental priorities and applicable requirements. Site-level HSE and operational teams are responsible for implementing the policy through defined controls, monitoring processes and improvement initiatives. Read our Environment Policy here.

Our Environmental policy commitments include:

- Complying with applicable environmental laws, regulations and other requirements.
- Preventing pollution and minimising adverse impacts on air, water, land and ecosystems.
- Improving the efficiency of energy, water and material use across our operations.
- Reducing waste generation and promoting reuse, recycling and resource recovery.
- Managing GHG emissions and supporting the transition towards lower-carbon operations.
- Identifying and managing physical and transition risks associated with climate change.
- Protecting biodiversity and applying the mitigation hierarchy to nature-related impacts.
- Establishing environmental objectives and monitoring progress through relevant performance indicators.
- Building employee awareness and capability through periodic environmental training on climate and other emerging environmental risks.
- Engaging suppliers, contractors and business partners on applicable environmental expectations.
- Considering stakeholder perspectives when reviewing material environmental impacts and management measures.
- Continually improving our Environmental Management System and operational performance.

Environmental management system

Our environmental management system supports the implementation of the policy through impact assessments, operational controls, performance monitoring, audits, training and corrective action. In FY 2025-26, ISO 14001:2015 certification covered 100% of the applicable[4] production facilities within our reporting boundary.

Internal environmental audits are conducted annually by our corporate HSE teams, while certification audits are undertaken by an accredited third party in accordance with the applicable ISO certification cycle. Audit findings and instances of non-compliance are documented, reviewed and addressed through corrective and preventive actions. Employees receive periodic training on environmental risks, operational controls and site-specific compliance requirements.

We maintain zero tolerance for environmental non-compliance and investigate reported incidents to identify corrective and preventive actions. Environmental incidents, regulatory violations and penalties are recorded, investigated and reported through established governance mechanisms, with actions taken to prevent recurrence.

Zero
Environmental violations and fines reported in FY 2025-26

[4] Since RGSSPL was established less than a year ago, ISO 14001:2015 certification is not mandated for the facility.

Materials

[GRI 301-1, 301-2]

Efficient utilisation of materials is central to our approach to environmental stewardship. By recovering value from industrial by-products and transforming them into useful resources and products, we contribute to reducing reliance on virgin raw materials and advancing circularity across our operations.

Entity	RRL	RGTPL	RGSSPL	RPL
Unit	MT	MT	MT	km
Total Production	**67,200.15**	**64,626.72**	**5,965.74**	**8,50,662.00**

In FY 2025-26, our operations utilised a diverse range of material inputs across our four entities. At RRL inputs comprised aluminium dross, non-metallic particles, organic binder and lime.

At RGTPL, a total of 40,677.37 MT of inputs was consumed, including copper dross, PF cake, cadmium sponge, cobalt cake, copper matte, soda ash, mill scale, coal, zinc dust, potassium antimony tartrate caustic soda and sulphuric acid.

At RGSSPL, material inputs amounted to MT, comprising soda ash, mill scale, calcium fluoride, coal, and sulphuric acid.

At RPL, material inputs consisted of glass roving/aramid yarn, resin, photoinitiator, EAA and Luperox.

Input materials	Unit	FY 2025-26	FY 2024-25
RRL	MT	70,232.75	67,934
RGTPL	MT	40,677.37	42,652.97
	kL	6,397.67	6,844
RGSSPL	MT	1,044.75	-
	kL	108.40	-
RPL	MT	3,001.18	3,003.715

Waste management

[GRI 306-1, 306-2, 306-3, 306-4, 306-5]

Our waste management approach is guided by the principles of resource efficiency and circularity. We prioritise prevention and reduction at source, followed by reuse, recycling and recovery, with responsible disposal applied to residual waste. Operational controls, periodic audits and compliance monitoring support the implementation of this approach across our facilities.

Our key waste management initiatives across the Group include:

- Developing action plans to reduce hazardous and non-hazardous waste generation.
- Segregating waste at source and maintaining appropriate procedures for its collection, storage and handling.
- Recycling and reusing eligible process residues, production scrap and packaging materials.
- Applying specialised recovery processes to extract valuable materials from industrial residues and reduce the quantities requiring final disposal.
- Engaging authorised waste handlers for the treatment and disposal of applicable waste streams.
- Building employee awareness of waste segregation, handling and reporting requirements.
- Establishing quantified and time-bound waste minimisation targets.
- Pursuing independent certification for diversion from landfill at selected facilities.
- Conducting internal waste audits to identify improvement opportunities.

Waste in own operation	Unit	FY 2025-26
Total hazardous waste generated	MT	1,057.34
Total non-hazardous waste generated	MT	97.68
Total waste generated	**MT**	**1,155.02**
Total hazardous waste disposed	MT	9.83
Total non-hazardous waste disposed	MT	135.54
Total waste disposed	**MT**	**145.37**
Total waste recycled from our operations	MT	625.17
Total waste recycled as a mode of business	MT	64,547.08

Waste generated

RRL reported 13.83 MT of hazardous and 10.63 MT of non-hazardous waste including:

Waste generation (Hazardous Waste)	MT
Used non-metallic particle bags	10.87
Bag house filter bags	2.96
Waste generation (Non-hazardous Waste)	**MT**
Plastic	10.63

RGTPL reported 1,004.64 MT of hazardous and 87.05 MT of non-hazardous waste including:

Waste generation (Hazardous Waste)	MT
Used Oil	1.71
Waste or residue containing oil	5.04
Empty barrels/containers/liners contaminated with hazardous chemicals/wastes	2.07
Flue gas dust and other particulate	351.60
Zinc residues	644.22
Waste generation (Non-hazardous Waste)	**MT**
Plastic	5.00
Metallic	75.40
Food waste	6.65

RGSSPL reported 38.84 MT of hazardous waste including:

Waste generation (Hazardous Waste)	MT
Lead ash/particulate from flue gas	38.84

RPL reported 0.033 MT of hazardous waste including:

Waste generation (Hazardous Waste)	MT
Oily cotton waste	0.033
MS barrels	1,344 (no's)
Used oils	200 (litres)

Waste disposed

RRL disposed 0.014 MT of hazardous waste including:

Waste disposed (Hazardous Waste)	MT
Used non-metallic particle bags	0.014

RGTPL disposed 9.82 MT of hazardous and 6.65 MT of non-hazardous waste including:

Waste disposed (Hazardous Waste)	MT
Used Oil	1.24
Waste or residue containing oil	5.67
Empty barrels/containers/liners contaminated with hazardous chemicals /wastes	2.89
Waste disposed (Non-hazardous Waste)	**MT**
Food waste	6.65

RPL disposed 128.89 MT of non-hazardous waste including:

Waste disposed (Non-hazardous Waste)	MT
Plastic	4.58
Wood	30.67
FRP scrap	53.36
Glass scrap	33.61
Cardboard	6.67
MS barrels	732 (no's)

Waste recycled from our operations

- RGTPL sent 625.17 MT of hazardous to third party recyclers.

Waste recycled as a mode of business

- RRL recycled 28,916.71 MT of Dross NMP which was utilised in-house for Briquette processing.
- RGTPL recycled 30,020.37 MT of hazardous waste which includes Copper Dross and PF cake.
- RGSSPL recycled 5,610 MT of hazardous waste which includes Copper Dross and PF cake.

Responsible waste handling

Our principal waste streams arise from aluminium and multi-metal recovery processes, including metal-bearing residues and process dust, and from manufacturing activities, including composite scrap, coating material and packaging waste.

Hazardous waste is transferred to authorised waste handlers for treatment, recovery or final disposal in accordance with the Hazardous and Other Wastes (Management and Transboundary Movement) Rules, 2016 and other applicable requirements.



Zero

Hydrocarbon spills or waste-related environmental incidents recorded across our operating sites in FY 2025-26.

Advancing circularity in aluminium dross recovery

Our aluminium dross recovery initiative demonstrates how we convert industrial by-products into valuable resources. Using our licensed TAHA technology, we processed 30,959 MT of aluminium dross at Vedanta's Jharsuguda facility during FY 2025–26, contributing to a total of 41,128 MT of aluminium dross processed. The two-stage process recovers usable aluminium from dross, while the remaining non-metallic material is converted into briquettes for downstream industrial applications. During the year, ~40% of the processed material was recovered as aluminium, while the rest was converted into briquettes, preventing depleted dross from being directed to landfill.

Strengthening our waste management performance

These initiatives are supported by periodic waste audits and performance tracking, enabling us to identify gaps and improve our practices over time. We are working towards independent certification of waste diversion from landfill at selected facilities and establishing quantified, time-bound targets for waste minimisation and recycling.

Going forward, we will focus on improving the recyclability of returnable packaging, extending proven waste reduction practices across our facilities and strengthening the completeness and accuracy of waste data. We will also continue engaging with upstream and downstream partners to channel industrial by-products into productive applications and evaluate waste-to-value technologies that can further reduce final disposal.

Energy management

[GRI 302-1, 302-3, 302-4, 302-5]

We view effective energy management as essential to improving operational efficiency and reducing the environmental impact of our activities. Our approach focuses on four areas: operational adjustments, equipment retrofits, electricity optimisation and process innovation. Together, these measures support our efforts to manage consumption, improve energy intensity and progressively increase the use of renewable electricity across our operations.

Energy performance is monitored at the entity level through fuel and electricity consumption and energy-intensity indicators. The ESG Council oversees our environmental priorities, while HSE and operational teams support the implementation and monitoring of energy-related measures across RRL, RGTPL, RGSSPL and RPL. Performance is reviewed through our environmental management processes to identify energy-intensive activities and prioritise improvement opportunities.

Our energy management programmes include:

- Monitoring energy consumption and intensity at the entity level
- Undertaking periodic energy audits and identifying efficiency opportunities
- Optimising processes and operating schedules
- Retrofitting equipment and adopting energy-efficient technologies
- Increasing renewable electricity procurement and onsite generation
- Building employee capability and tracking progress against approved targets

Our ambition is to transition to 100% renewable energy across our operations by 2028.

Energy consumption in FY 2025-26 (GJ)

Energy	RRL	RGTPL	RGSSPL	RPL	Total
Fuel consumption	-	1,33,618.66	75,847.36	91.93	2,09,557.95
Electrical energy consumption	4,008.72	47,962.15	1,748.23	8,272.70	61,991.80
Non-renewable energy consumption	3,388.80	-	749.24	-	4,138.04
Renewable energy consumption	619.92	47,962.15	998.99	8,272.70	57,853.76
Total energy consumption	**4,008.72**	**1,81,580.81**	**77,595.59**	**8,364.63**	**2,71,549.74**



Energy intensity in FY 2025-26

Energy intensity ratio	Unit	FY 2025-26	FY 2024-25	FY 2023-24	FY 2022-23
RRL*	GJ/MT	0.06	0.12	0.11	1
RGTPL**	GJ/MT	2.81	2.08	1.58	-
RGSSPL	GJ/MT	13.01	-	-	-
RPL	GJ/km	0.010	0.011	0.012	0.014

Note:

* The significant reduction in RRL's energy intensity was driven by process optimisation measures that lowered absolute electricity consumption, improving energy efficiency across operations.

**Energy intensity data for RGTPL has been restated following a revision in the methodology used to calculate steam consumption. The updated approach provides a more accurate representation of energy use and improves consistency across reporting periods.

94%
Reduction in energy intensity at RRL compared to FY 2022-23

34%
Reduction in energy intensity at RPL compared to FY 2022-23

Total purchased electricity in FY 2025-26 (kWh)

Electricity	RRL	RGTPL	RGSSPL	RPL	Total
Non-renewable	9,41,408.08	-	2,08,122.42	-	11,49,530.51
Renewable	1,72,213.78	1,33,22,830.52	2,77,496.56	22,97,973.00	1,60,70,513.86



GHG emissions

[GRI 305-1, 305-2, 305-3, 305-4, 305-5]

Reducing our GHG emissions remains central to our long-term approach to building efficient and resilient operations. We are progressively increasing renewable electricity use, improving process and equipment efficiency, and reducing our dependence on fossil fuels to lower the carbon intensity of our activities. We calculate and report our GHG emissions in alignment with the GHG Protocol and ISO 14064.

In FY 2025-26, our reported Scope 1, Scope 2 and Scope 3 emissions totalled 1,16,208.56 tCO_2e for RRL, RGTPL, RGSSPL and RPL.

Emissions from our own operations (Scope 1 and 2)

Our Scope 1 emissions arise primarily from the combustion of Light Diesel Oil (LDO) and High-Speed Diesel (HSD) in process equipment, boilers and diesel generator sets. At RGTPL, direct emissions are largely associated with LDO used in rotary furnace for pyrometallurgical operations and in boilers that generate steam for hydrometallurgical processes. At RGSSPL, these emissions arise from fuel consumed in operational processes, while at RPL, they are associated with diesel used in generator sets. RRL reported no Scope 1 emissions during the year, as its operations did not involve direct fuel combustion.

We manage direct emissions through process optimisation, equipment upgrades, fuel-efficiency measures and initiatives to progressively reduce our dependence on LDO and HSD. Our Scope 1 inventory covers carbon dioxide, methane and nitrous oxide. Emissions are calculated using applicable IPCC emission factors, with global warming potentials drawn from the IPCC Sixth Assessment Report.

Our Scope 2 emissions arise from purchased electricity. Scope 2 emissions are calculated using the applicable emission factor published in Version 21.0 of the Central Electricity Authority's CO_2 Baseline Database for the Indian Power Sector (Version 21.0, November 2025). Electricity procured through PPAs is accounted for using the contractual instruments and emission factors applicable under our selected Scope 2 methodology. We continue to increase renewable electricity use across our businesses in support of our ambition to transition to 100% renewable electricity by 2028:

- **RRL:** Electricity requirements were met through a combination of purchased electricity and on-site rooftop solar generation. RRL operates a 365kW rooftop solar installation, with an additional 285kW of capacity under development.
- **RGTPL:** Advanced its transition towards renewable energy by procuring renewable electricity through Power Purchase Agreements (PPAs) with Hindustan Zinc Limited (HZL) during the year.
- **RPL:** Purchased Renewable Energy Certificates (RECs) equivalent to its annual electricity consumption, enabling the sourcing of 100% renewable electricity for the reporting year.
- **RGSSPL:** Electricity requirements were met through purchased d electricity during the reporting year, and advancing its transition towards renewable energy by procuring renewable electricity through Power Purchase Agreements (PPAs) with Hindustan Zinc Limited (HZL) from December 2025 onwards.

Scope 1 & 2 emissions in FY 2025-26 tCO_2e

GHG emissions	RRL	RGTPL	RGSSPL	RPL	Total
Scope 1	-	10,633.39	6,130.94	7.40	**16,771.74**
Scope 2	668.40	-	685.39	-	**1,353.79**
Total Scope 1 and 2 emissions	668.40	10,633.39	6,816.34	7.40	**18,125.53**

Scope 1 & 2 emissions intensity in FY 2025-26

Emission intensity ratio	Unit	FY 2025-26	FY 2024-25	FY 2023-24	FY 2022-23
RRL	tCO_2e/MT	**0.0099**	**0.0234**	**0.0213**	**0.1994**
RGTPL	tCo_2e/MT	**0.1645**	**0.2058**	**0.1371**	**-**
RGSSPL	tCo_2e/MT	**1.1426**	**-**	**-**	**-**
RPL	tCo_2e/km	**0.00001**	**0.0021**	**0.0024**	**0.0028**



95%
Reduction in emission intensity at RRL compared to FY 2022-23



99.7%
Reduction in emission intensity at RPL compared to FY 2022-23

Emissions from our value chain (Scope 3)

Value-chain emissions represent a material component of our climate footprint and an important focus of our decarbonisation roadmap. In FY 2025-26, we strengthened our Scope 3 assessment by extending the inventory across RRL, RGTPL, RGSSPL and RPL, providing a more comprehensive view of the indirect emissions associated with our procurement, energy use, transportation, waste and workforce-related activities.

The assessment was undertaken in accordance with the GHG Protocol Corporate Value Chain (Scope 3) Accounting and Reporting Standard. Wherever practicable, emissions were calculated using activity data, including quantities of materials and fuels purchased, electricity consumed, waste generated, passenger and freight distances travelled, and products transported. Spend-based methods were applied where suitable activity-level information was unavailable. The calculations use recognised and sector-relevant emission factors from the Intergovernmental Panel on Climate Change (IPCC), the Department for Environment, Food and Rural Affairs (DEFRA 2026), Ecoinvent, EXIOBASE and the Central Electricity Authority (CEA). Key assumptions, proxies, data limitations and category-level exclusions were documented as part of the inventory to support consistency and transparency.

The assessment enables us to identify the most significant sources of indirect emissions and better understand where we can exercise influence across our value chain. The findings will help us prioritise supplier engagement, responsible procurement, logistics optimisation and circularity measures, and will support the development of our value-chain emissions-reduction pathway.

Scope 3 emissions in FY 2025-26 (tCO_2e)

Scope 3 category	RRL	RGTPL	RGSSPL	RPL	Total
Category 1: Purchased goods and services	64,700.87	16,506.80	1,834.91	7,706.78	**90,749.36**
Category 2: Capital goods	35.93	216.76	71.57	2.79	**327.05**
Category 3: Fuel- and energy-related activities	308.63	2,325.50	1,505.96	1.59	**4,141.68**
Category 4: Upstream transportation and distribution	202.46	193.71	234.22	356.70	**987.09**
Category 5: Waste generated in operations	0.05	5.11	26.80	1.50	**33.46**
Category 6: Business travel	32.85	7.33	1.99	20.10	**62.27**
Category 7: Employee commuting	22.59	29.04	3.20	3.11	**57.94**
Category 9: Downstream transportation and distribution	784.22	870.96	36.59	32.42	**1,724.19**
Total Scope 3 emissions	**66,087.59**	**20,155.21**	**3,715.24**	**8,125.00**	**98,083.04**

Scope 3 assessment coverage

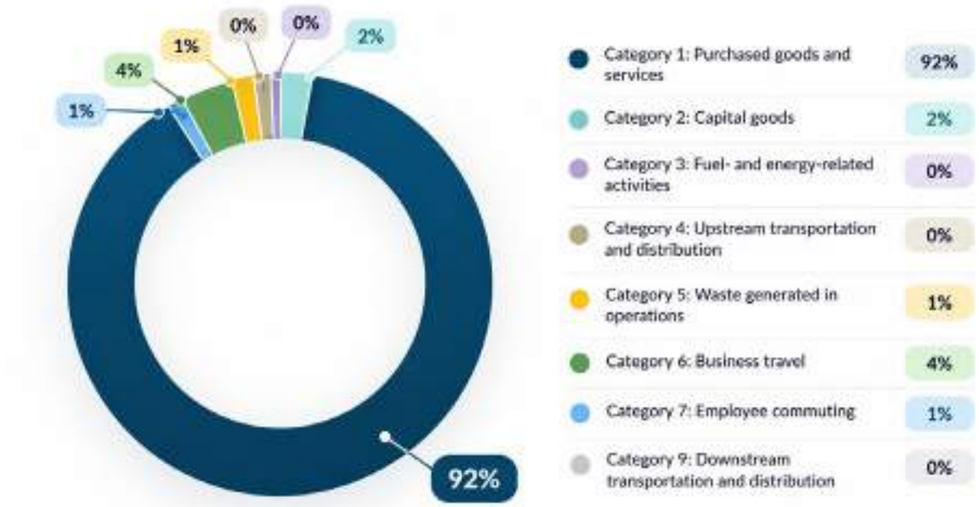

CATEGORY 1

Purchased goods and services

RRL: Non-metallic particles, binders, molasses, lime, packaging and selected purchased services.

RGTPL: Process materials and chemicals, including zinc dust, potassium antimony tartrate, sulphuric acid, soda ash, caustic soda and other operating inputs.

RGSSPL: Process chemicals and materials, including potassium hydrogen tartrate, sulphuric acid, soda ash, mill scale, hydrogen peroxide and other operating inputs.

RPL: Glass roving, aramid yarn, resin, additives and other manufacturing inputs.

CATEGORY 2

Capital goods

Capital assets acquired during the year, including plant and machinery, civil works, pollution-control systems, electrical installations and other fixed assets.

CATEGORY 3

Fuel- and energy-related activities

Upstream emissions from fuels and purchased electricity, together with applicable electricity transmission and distribution losses not included in Scope 1 or Scope 2.

CATEGORY 4

Upstream transportation and distribution

Third-party transportation of purchased materials and operational inputs from suppliers to our facilities, calculated using transported weight, mode and distance.

CATEGORY 5

Waste generated in operations

Third-party treatment of operational waste through recycling, composting and other applicable treatment routes.



CATEGORY 6

Business travel

Employee travel for business purposes using third-party air, rail and road transport.



CATEGORY 7

Employee commuting

Employee travel between homes and workplaces, based on reported commuting modes, distances and working days.



CATEGORY 9

Downstream transportation and distribution

RRL: Transportation of aluminium recovery products, non-metallic particles and briquettes to customers or onward processing locations.



RGTPL and RGSSPL: Transportation of recovered metals, metal compounds and process residues to customers or onward processing locations.

RPL: Transportation of FRP and ARP products to customers.

The remaining Scope 3 categories were screened against our business model, organisational boundary and value-chain activities and were assessed as not applicable or not material for FY 2025-26:

- **Category 8 (Upstream leased assets):** Runaya does not operate material leased assets whose emissions fall outside the Scope 1 and Scope 2 inventory under the operational-control approach.
- **Category 10 (Processing of sold products):** Potential emissions from further processing of sold intermediate products were screened and assessed as not material to Runaya's value-chain footprint for the reporting year.
- **Category 11 (Use of sold products):** Runaya's products generally do not consume energy or directly generate significant GHG emissions during their intended use. Potential use-phase emissions were screened and assessed as not material.
- **Category 12 (End-of-life treatment of sold products):** Based on the nature, expected useful life and anticipated recovery pathways of our products, end-of-life emissions were assessed as not material for FY 2025-26.
- **Category 13 (Downstream leased assets):** Runaya does not own material assets that are leased to customers or other third parties and whose operational emissions fall outside the Scope 1 and Scope 2 inventory.
- **Category 14 (Franchises):** This category is not applicable because Runaya does not operate through a franchise business model.
- **Category 15 (Investments):** Runaya did not hold investments outside the organisational boundary that generated material financed emissions during FY 2025-26.

The relevance of Scope 3 categories will be reviewed periodically as our operations and product portfolio evolve.

Our decarbonisation roadmap

During FY 2025-26, we developed a decarbonisation roadmap to translate our climate ambition into entity- and asset-level transition pathways. Using FY2025–26 as the baseline, the roadmap assesses the projected growth of our operations and identifies measures to address Scope 1 and Scope 2 emissions across RRL, RGTPL, RGSSPL and RPL. The measures evaluated include renewable electricity, energy and process efficiency, waste-heat recovery, reduced dependence on LDO and coal, and fuel-switching options such as biodiesel, compressed biogas and electrification. Each intervention has been assessed for its technical applicability, implementation timeline, emissions-abatement potential and investment requirements. Our findings will guide the prioritisation of climate-related investments and the establishment of measurable emissions-reduction targets across our businesses.



32,662 tCO_2e
Potential emissions abatement



95.42%
Reduction projected by 2040



08
Entity- and asset-level interventions assessed

Detailed information on the emissions pathway, entity-level interventions, technology assessments, investment requirements and implementation milestones is available in our Climate Action Report FY 2025-26 [Page 20].



Internal carbon pricing

The findings of our decarbonisation roadmap provided the basis for establishing an Internal Carbon Pricing framework. By assigning a financial value to GHG emissions, the framework enables us to bring the cost of carbon into the evaluation of investments and compare conventional options with lower-carbon alternatives.

An internal carbon price of USD 19 per tCO_2e will be applied till 2030 for screening projects relating to renewable electricity, energy and process efficiency, fuel transition and low-carbon technologies. More than a measure of carbon exposure, the framework provides a common financial lens for prioritising the interventions identified through our roadmap.

For further information on the pricing methodology, governance and application of the framework, read our Climate Action Report FY 2025-26 [Page 36].

Air quality

[GRI 305-7]

Managing air emissions is an integral part of our environmental management approach, particularly across our resource recovery and manufacturing operations. We monitor relevant air-quality parameters to assess operational performance, maintain compliance with applicable standards and identify opportunities to strengthen emission controls.



100%

Plants equipped with Continuous Emissions Monitoring Systems (CEMS)

Our facilities use process-specific control measures, including dust-collection and filtration systems, to manage particulate matter and gaseous emissions. Monitoring is undertaken at defined intervals through applicable stack and ambient air-quality assessments, with results reviewed by site-level HSE teams.

Air pollutants in FY 2025-26 (µ gm/m3)

Particulars	RRL	RGTPL	RGSSPL	RPL
NOx	22.87	17.52	-	18.23
SOx	19.18	57.12	-	19.62
PM2.5	-	-	-	21.36
PM10	43.27	16.86	-	55.36

Climate risk management

[GRI 201-2]

Building on the climate risk and opportunity assessment undertaken in FY2024–25, this year, we took a significant step in our climate journey by quantifying the potential financial implications of priority physical and transition risks and climate-related opportunities during FY2025–26. The exercise assessed how these risks and opportunities could affect our operating costs, capital requirements, assets, business continuity and market position across Runaya.

Physical risks were assessed for 2030 and 2050 under the Intergovernmental Panel on Climate Change's SSP2-4.5 intermediate-emissions scenario and SSP5-8.5 very high-emissions scenario. Transition risks and opportunities were evaluated under the International Energy Agency's Stated Policies Scenario (STEPS) and Net Zero Emissions by 2050 Scenario (NZE 2050) across the short, medium and long term.

Key climate-related risks and opportunities identified



Time horizons

The climate scenario analysis is designed to evaluate potential physical and transition risks in alignment with our strategic planning horizons. The analysis considers two key time frames:

Medium term (1-5 years) – up to 2030

Long term (>5 years) – up to 2050

Scenarios considered

We have assessed the potential impacts of climate-related physical risks under the following two scenarios:

Intermediate GHG emissions *(Middle of the Road – Current trends continue with moderate challenges)*	**SSP2-4.5** is an intermediate GHG emissions scenario with CO2 emissions around current levels until 2050, then falling but not reaching Net Zero by 2100.
High-emission scenario *(Business-as-usual without additional mitigation)*	**SSP5-8.5** is a high-emissions scenario that follows a fossil fuel-driven growth model with minimal additional climate policy.

We have assessed the potential impacts of climate-related transition risks under the following two scenarios:

IEA Stated Policies Scenario (STEPS) *(Rise in temperature: 2.7°C by 2100)*	Reflects current policy settings based on a detailed sector-by-sector and country-by-country assessment of energy-related policies as of August 2024, including those under development.
IEA Net Zero Emissions by 2050 (NZE 2050) *(Rise in temperature: 1.5°C by 2100)*	Outlines a pathway for the global energy sector to achieve net zero GHG emissions by 2050, aligned with limiting global warming to 1.5°C.

Risk levels are determined as No Hazard, Low, Medium, and High in alignment with the respective scenario assumptions, reflecting the temperature rise and policy trajectories outlined by the IEA.

For detailed information on the assessment methodology, scenarios, time horizons, location-specific findings, financial quantification, management responses and underlying assumptions, read our Climate Action Report FY 2025-26 [Page 23].



Water stewardship

[GRI 303-1, 303-2, 303-3, 303-4, 303-5]

We recognise water as a shared resource that is essential to our operations, surrounding communities and ecosystems. Our approach focuses on responsible withdrawal, efficient use, recycling and reuse, supported by site-level monitoring and measures to manage water-related impacts. Water performance is monitored across our facilities through withdrawal, consumption, recycling and intensity indicators.

Building on the water risk assessment undertaken across our operations, we evaluate location-specific exposure to water stress, seasonal variability and groundwater depletion. These insights inform site-level measures to improve efficiency and strengthen long-term water resilience. Our water stewardship approach is supported by operational teams at each facility, with environmental performance monitored through our Environmental Management System and reviewed through established ESG governance mechanisms.

Our water-efficiency management programme includes:

- Conducting water-use assessments to identify efficiency gaps and improvement opportunities.
- Monitoring withdrawal and consumption through flow meters and other site-level measurement systems.
- Implementing measures to reduce freshwater requirements and prevent avoidable losses.
- Recycling and reusing treated water in operational processes, wherever feasible.
- Maintaining systems for wastewater treatment and managing discharge-related impacts.
- Using recirculation systems to improve efficiency in water-dependent equipment and processes.
- Harvesting rainwater to supplement water requirements, where infrastructure and local conditions permit.
- Conducting periodic water audits to assess performance and identify system inefficiencies.
- Building employee awareness of responsible water use.
- Tracking water intensity against production at the entity level.
- Establishing quantified and time-bound water-use reduction targets.

Zero liquid discharge
at all facilities

RRL and RPL are water-positive sites
With water positivity value of 5.8 and 2.4, respectively in FY 2025-26

Our water positivity assessments consider operational water consumption alongside water replenishment benefits generated through eligible interventions. These interventions may include rainwater harvesting, groundwater recharge, watershed development and community water projects.

Water withdrawal and consumption[5] in FY 2025-26 (kL)

Water	RRL	RGTPL	RGSSPL	RPL	Total
Total water withdrawal	1,450.97	50,182.38	3,618.00	1,643.58	56,894.93
Total water consumption	1,415.03	49,653.56	3,317.00	1,643.58	56,029.16
Total water reused	35.94	7,626.24	301.00	17	7,980.18

Water consumption intensity ratio in FY 2025-26

Water intensity ratio	Unit	FY 2025-26	FY 2024-25	FY 2023-24	FY 2022-23
RRL	litre/MT	21.06	19.64	10.49	69.1
RGTPL	litre/MT	768.31	702.84	566.10	-
RGSSPL	litre/MT	556.01	-	-	-
RPL	litre/km	1.93	2.84	3.11	4.4

Note: The increase in water intensity and overall water consumption was primarily driven by scale-up of copper-cobalt operations at RGTPL, resulting in higher water demand.

69%
Reduction in water intensity at RRL compared to FY 2022-23

56%
Reduction in water intensity at RPL compared to FY 2022-23

Strengthening water stewardship

Going forward, we will continue to strengthen water-use monitoring, expand recycling and reuse, and implement site-specific measures informed by our water assessments. We will also enhance the completeness and accuracy of water withdrawal, consumption and discharge data across our operations.

We aim to achieve water positivity across all our businesses by 2030.

[5] RGTPL's operations source water exclusively from HZL, comprising freshwater drawn by HZL from Gosunda Dam (a captive source). All reported water withdrawal figures pertaining to RRL and RPL to groundwater sources. All of Runaya's water consumption occurs within a Zero Liquid Discharge (ZLD) system—meaning no treated or untreated effluent is released externally.

To support this ambition, we are working towards establishing entity-level, quantified and time-bound targets for reducing freshwater use, improving water intensity, increasing water recycling and supporting water replenishment. Progress will be monitored at the entity level, recognising differences in operating processes, production units and local water-related risks.

Zero
Water-related incidents with financial implications across our operations in FY 2025-26

Biodiversity

[GRI 101-1, 101-2, 101-4, 101-5, 101-6, 101-8]

Our operations depend on ecosystem services such as water availability and soil regulation and may affect nature through land use, water use, waste and emissions. Our approach is guided by our Biodiversity policy and the findings of the biodiversity materiality assessment conducted in FY 2024-25, which evaluated our dependencies, impacts, risks and opportunities across our manufacturing and resource recovery locations.

This year, we further strengthened our approach towards biodiversity by updating our Biodiversity policy by undertaking a 'No Net Loss of Biodiversity' and 'Zero Deforestation' commitment.

The assessment applied a location-specific approach informed by the TNFD LEAP framework and SBTN guidance, using tools including ENCORE, IBAT, WRI Aqueduct and the WWF Biodiversity Risk Filter. It covered our direct operations and areas adjacent to our facilities, identifying freshwater and soil health as important dependencies and land-use change, water use, waste generation and industrial emissions as potential impact drivers. The assessment also identified RRL Jharsuguda's proximity to the Hirakud Reservoir and Debrigarh Wildlife Sanctuary, a designated Key Biodiversity Area.

Nature-related risks

Our biodiversity assessment identified physical and transition risks arising from our dependencies and potential impacts on nature. The risks were screened using a location-specific approach, drawing on the findings of our climate risk assessment, the WWF Biodiversity Risk Filter and peer benchmarking. The assessment considered changes in both biotic and abiotic conditions, including water availability, land-use change, forest-cover loss, pollution and changing climatic conditions.



The identified risks and their potential implications continue to inform our environmental risk management and nature roadmap. Our biodiversity assessment is also linked to our climate risk assessment, recognising the interconnected effects of climate change, water stress, ecosystem degradation and pollution. Read more about our Climate Risk Assessment on page 53.



Nature-related opportunities

Our sustainability initiatives provide opportunities to integrate environmental considerations into our operations, strengthen resilience and support long-term value creation. The nature-related opportunities identified through our assessment include:

- **Direct Restoration:** We maintain and enhance green cover across our operational sites to support ecosystem restoration and improve local environmental conditions.
- **Renewable Energy Transition:** We are increasing renewable energy use to reduce our carbon footprint and dependence on fossil fuels.
- **Circular Production Systems:** We recover valuable materials from industrial waste streams, thereby reducing waste and dependence on virgin resource extraction.
- **Reputational Capital:** We strengthen stakeholder trust through regulatory compliance, voluntary biodiversity assessments and transparent environmental practices.

Nature roadmap

Runaya's biodiversity roadmap outlines actions and interventions until 2027 and beyond. This roadmap ensures Runaya's growth aligns with the preservation of natural ecosystems, reinforcing Runaya's commitment to preserving resources and achieving harmony with the natural world.



Through our Biodiversity policy and nature roadmap, we will continue to integrate nature-related considerations into governance, risk management and operational planning. Our focus will remain on managing identified dependencies and impacts, applying the mitigation hierarchy and progressively extending biodiversity considerations across our value chain.

For detailed information on the assessment methodology, location-specific findings, species screening and identified nature-related risks and opportunities, read more in our Sustainability Report 2024-25 [Pages 62-65].

Social

At Runaya, people are at the heart of our business. We are committed to creating long-term value for our employees, customers and communities, recognising that our growth is intrinsically linked to our own.

Social

At Runaya, creating long-term value depends on the people connected to our business. Their perspectives help shape our priorities and strengthen our understanding of the social issues that matter most to our operations.

Our approach focuses on providing safe and inclusive workplaces, respecting human rights, supporting employee development, building trusted customer relationships and contributing positively to communities around our operations.

Oversight of social priorities is provided through our ESG governance framework and Board-led sustainability oversight mechanisms.

FY 2025-26 marked an important step in strengthening our approach. We completed our first Human Rights Due Diligence assessment across all entities within the reporting boundary, providing deeper insights into key social risks, stakeholder expectations and opportunities for continuous improvement.

Material topics impacted

Sr No.	RRL	RGTPL and RGSSPL	RPL	Page No.
10	Community Relations	Community Relations	Community Relations	32
11	Workforce Health and Safety	Workforce Health and Safety	Workforce Health and Safety	32
12	Employee Hiring, Training and Development and Retention	Employee Hiring, Training and Development and Retention	Employee Hiring, Training and Development and Retention	32
13	Human Rights and Labour Rights	Human Rights and Labour Rights	Human Rights and Labour Rights	32
14	Diversity, Equity and Inclusion	Diversity, Equity and Inclusion	Diversity, Equity and Inclusion	32
15	Customer Centricity	-	Customer Centricity	32

Alignment to UN SDGs



Diversity and inclusion

[GRI 303-1, 303-2, 303-3, 303-4, 303-5]

Diversity and inclusion strengthen innovation, decision-making and business resilience by bringing together different perspectives, experiences and skills across the workforce. As Runaya continues to grow, building an inclusive workplace is essential to developing future leaders and supporting long-term business success.

In FY 2025-26, women's participation was strongest among younger employees and associates, creating a strong base from which future technical and leadership capability can develop.

Our focus is to sustain this participation as careers progress, while continuing to widen inclusion across the broader workforce. This means looking beyond overall representation to understand who is present at different career stages, in operational and commercial roles, and within the leadership pipeline.

52%
Women in the workforce

69%
of employees under the age of 30 are women

Employees By Management Category

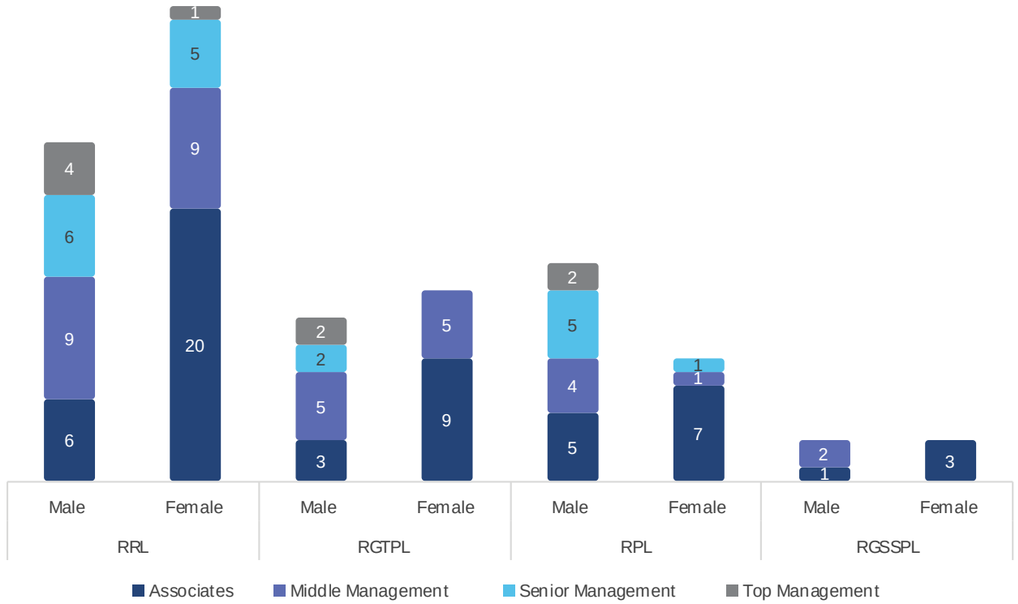

Employees By Age Group

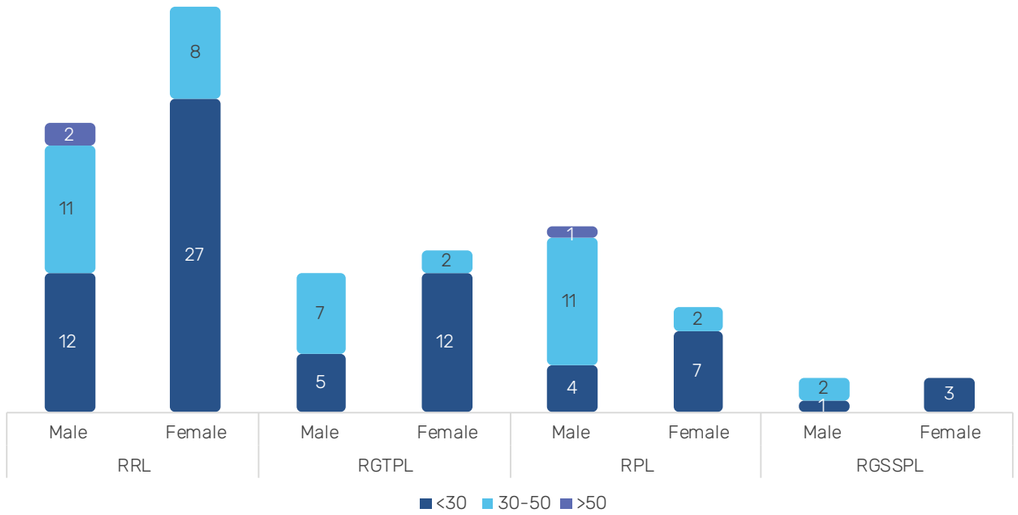

Our permanent workforce reflects a near-balanced gender representation, demonstrating progress towards a more inclusive workplace. Women currently account for 14% of our contract workforce, highlighting an opportunity to further strengthen engagement with contractors and operating teams and encourage broader participation of women across our workforce over time.

From entry to leadership

As Runaya's early-career cohort gains experience, the next measure of progress is how representation carries through into roles with greater leadership responsibility. Women represented 43% of middle management and 32% of senior management in FY2025-26. Together with the associate pipeline, this distribution provides a baseline for monitoring progression over time.

Women within each organisational level

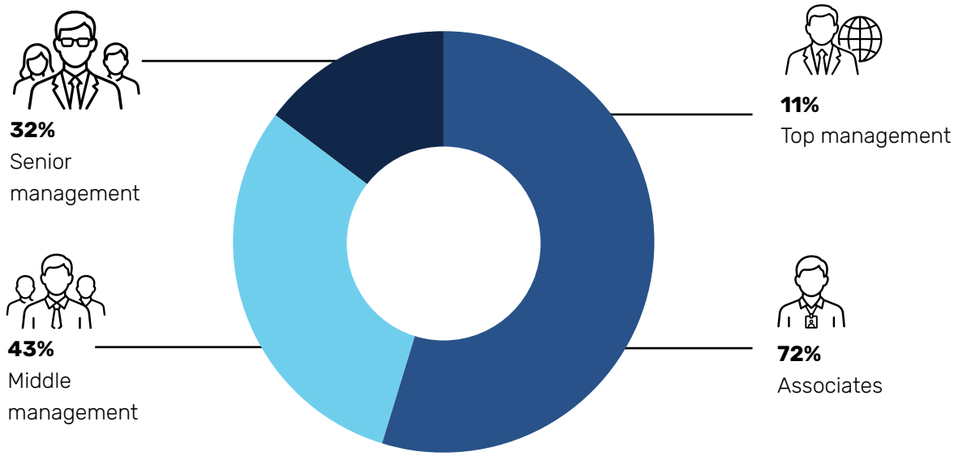

Turning representation into progression

FY 2025-26 representation was above the reported target for both the direct and indirect workforce. Sustaining these results over time will help anchor broader inclusion across Runaya's operations.

Workforce category	FY 2025-26 performance	Diversity target
Direct workforce	52%	53%
Indirect workforce	10%	16%

The representation of women across junior management, revenue-generating functions and STEM-related roles reflects the growing contribution of women across Runaya's business.

Building on this foundation, Runaya will continue to support professional development, strengthen leadership pathways and enable broader participation in senior decision-making roles.

Indicator	RRL Jharsuguda	RGTPL Korba	RGSSPL	RPL	Corporate
Junior management (First level)	78%	67%	73%	75%	58.33%
Top management (≤2 levels from CEO)	0%	0%	0%	-	12.50%
Share of women in management positions in revenue-generating functions	36%	43%	33%	40%	25%
Share of women in STEM-related positions	26%	33%	20%	40%	25%



Our commitment

Our Human Rights policy and Diversity, Equity and Inclusion (DEI) principles provide the foundation for an inclusive workplace. Our policies prohibit discrimination on several grounds including gender, caste, religion and disability and apply across the Group. The Prevention of Sexual Harassment (POSH) policy ensures a dedicated process for reporting and addressing sexual harassment. Together, these policies guide recruitment, employment practices and expectations for workplace conduct.

Our approach to inclusion is supported by the following enablers:



Policy foundation	Inclusive employment	Development and progression	Voice and remedy
Human Rights and POSH policies establish clear expectations for a safe, fair and respectful workplace.	Equal opportunity, non-discrimination and DEI principles are integrated across recruitment and employment practices.	Learning, performance feedback and career-development pathways enable employees to build meaningful careers.	POSH Internal Committees, grievance channels and whistleblower mechanisms provide confidential routes to raise concerns and seek resolution.

POSH policy

Representation is meaningful only when it is supported by dignity and the confidence to speak up. Runaya maintains zero tolerance for discrimination and harassment. Our gender-agnostic POSH policy covers both female and male employees. New joiners receive an orientation on the policy and applicable laws as part of induction, while structured awareness programmes address sexual harassment in the workplace. Information on POSH Internal committee's constitution and escalation channels is displayed at easily accessible locations.

Employees may raise concerns confidentially and without fear of retaliation. Substantiated misconduct is addressed through the applicable corrective or disciplinary process. Read more on our grievance redressal and whistleblower mechanisms on page 100.

Zero

Incidents of discrimination reported by employees or value chain partners during the year

Building accessible workplaces

A diverse workforce is shaped by more than gender. Our approach recognises differences in age, ability, identity, geography and generation, and seeks to create a culture where different perspectives contribute to how teams solve problems and make decisions. This commitment includes LGBTQIA+ inclusion and allyship, as well as the inclusion of persons with disabilities.

Our Equal Opportunity principles set expectations for the inclusion of persons with disabilities. The FY 2025-26 Human Rights Due Diligence assessment reviewed accessibility across the assessed locations and identified opportunities to strengthen infrastructure at selected sites. These findings provide a practical basis for prioritising improvements as Runaya strengthens accessibility across its operations.

Advancing pay equity

We monitor average remuneration by employee level to identify patterns that warrant closer review. The table presents the ratio of women's average remuneration to that of men's average remuneration.

Ratio of basic salary and remuneration of women to men	Executive	Management Level	Non-Management Level
Ratio of average base salary	0.49	1.14	1.2
Ratio of average base + other cash incentive	0.38	1.18	1.18



Talent attraction and retention

[GRI 201-3, 401-1, 401-2, 401-3, 404-1, 404-2, 404-3]

As Runaya's businesses expand, our ability to attract capable people and help them grow with the organisation becomes increasingly important. We consider the employee experience as a connected journey, from recruitment and onboarding to learning, recognition and long-term career development.

58%
Women among new hires during the year

Building the next generation of talent

At Runaya, we recognise that attracting and retaining the right talent is essential to building a capable and future-ready workforce. Our hiring and attrition profile provides insight into talent movement across the organisation. Tracking these trends across entities and employee groups supports workforce planning and helps strengthen our approach to talent attraction and retention.

During FY 2025-26, Runaya welcomed 40 new employees, with women accounting for 58% of new hires. This reflects our continued focus on attracting diverse talent and strengthening the capabilities required to support the organisation's evolving business needs.

New hires across Runaya's Operations

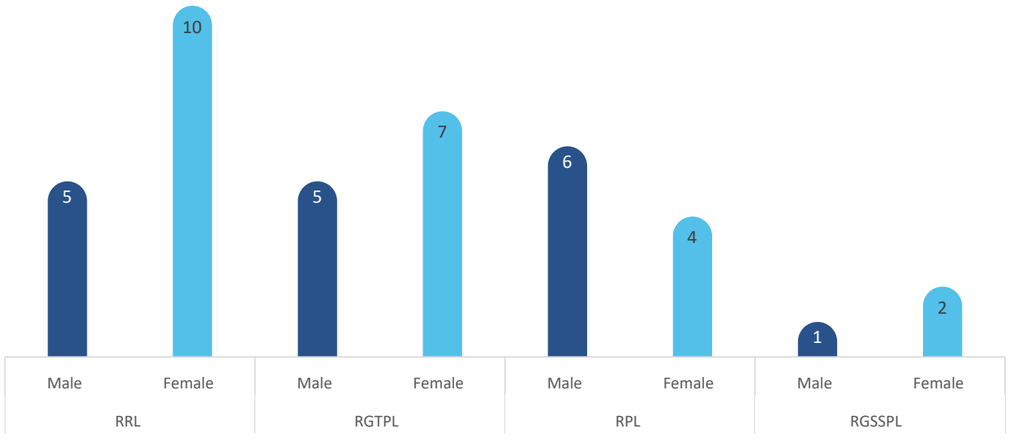

No vacant positions were filled through internal movements during the reporting period, as recruitment was primarily focused on attracting candidates from a diverse external talent pool. This approach supported the organisation in bringing in new skills and capabilities aligned with evolving business requirements.

As Runaya continues to strengthen its workforce and invest in talent acquisition, we are enhancing the way we track investment in recruitment and its contribution to our evolving talent requirements. In FY 2025-26, our total hiring expenditure was ₹12,03,803, with an average hiring cost of ₹10,289 per FTE.

Employee turnover across Runaya's Operations

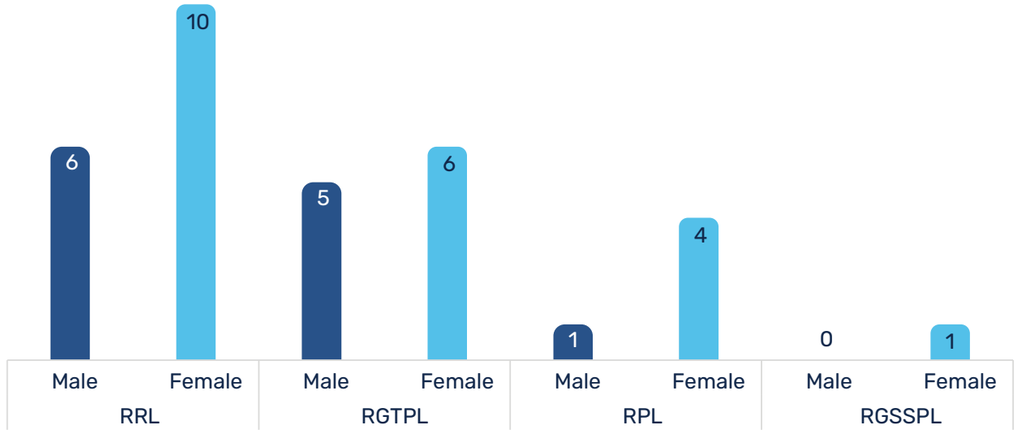

During the year, 33 employees left the organisation, resulting in an employee turnover rate of 28.2%. All departures were voluntary, with no involuntary turnover recorded.

Benefits and family support

Runaya provides a range of benefits designed to support employees across different life and career stages. These include life insurance, healthcare, disability and invalidity coverage, along with Mediclaim for permanent employees across all locations and ESIC coverage at RRL and RGTPL. Runaya also provides retirement benefits to eligible employees in accordance with applicable statutory requirements, including contributions to the Employees' Provident Fund (EPF) and coverage under relevant state insurance schemes.

Flexible working arrangements are available for eligible head-office employees, while transport facilities are provided at factory locations. Our parental support framework includes maternity leave in accordance with the Maternity Benefit Act, 1961, as well as paternity and adoption leave under company policy, where maternity leaves are for 6 months and paternity are for 15 days. Runaya supports working parents, including single parents, through crèche facilities, dedicated breastfeeding and lactation spaces, maternal health and well-being support, and flexible work-from-home arrangements, wherever operationally feasible, fostering a more inclusive and family-friendly workplace.

Parental leave taken during the year

Metric	RRL		RGTPL		RGSSPL		RPL		Total
	Male	Female	Male	Female	Male	Female	Male	Female	
Total number of employees who took parental leave during FY2025-26	0	0	1	0	0	0	0	1	2
Return-to-work rate	-	-	100%	-	-	-	-	100%	100%
Number of employees who remained in continuous service for 12 months after returning from parental leave during April 2025 to March 2026	-	-	1	-	-	-	-	1	2
Retention rate	-	-	100%	-	-	-	-	100%	100%

100%
Of employees across the reporting boundary entitled to parental leave

80%
Employee Engagement Score

Employee engagement and feedback mechanisms

During the year, Runaya conducted an employee engagement survey to gather feedback on the employee experience. Key strengths identified through the survey included communication, manager support, safety and leadership. Management committees also visited operating locations each quarter and held open forums where employees could raise questions and share suggestions directly. Together with established grievance channels, these interactions strengthen the connection between employee voice and management Callout.

Learning & development

Learning at Runaya is designed to build the technical, operational and leadership capabilities required by a growing industrial business. Structured programmes are complemented by role-specific learning initiated by employees or recommended by managers, allowing development needs to be addressed closer to the work. Runaya's training programmes place strong emphasis on Health, Safety and Environment (HSE) requirements and workplace policies,including Human Rights and POSH while also covering business operations, key functions and role-specific development needs.

Runaya's induction programmes incorporate state-specific cultural awareness to help new employees understand and adapt to the local context of the communities and regions in which the company operates.

5,566
Total employee training hours

47.57
Average training hours per employee

8,440
Total contract workers training hours

13.35
Average training hours per contractual worker

Note: This does not include safety trainings.

₹ 2,222
Average amount spent per employee on training and development at RML

The training profile reflects continued investment in employee capability and extends learning to the contractual workforce. Women accounted for 55.5% of employee training hours and 15.5% of contract-worker training hours.

Training Hours by gender

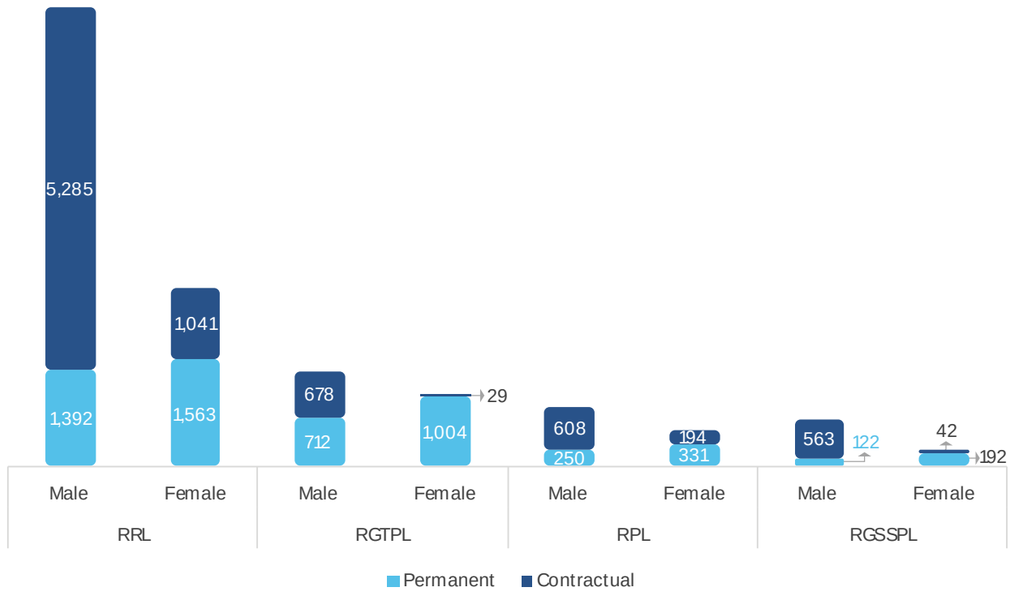

Career development programmes

Programme area	How it supports development
Performance and appraisal	Goals established at the beginning of the year provide a clear basis for mid-year appraisals and promotions. Team-based rewards further encourage collaboration and recognise shared achievements.
Role-specific and technical learning	Job-specific training supports safe operations, technical proficiency and continuous improvement.
Leadership and strategic capability	CETC-linked development initiatives and the Business Plan Workshop support decision-making, collaboration and alignment with Runaya's growth priorities.
Mentoring and employee resource groups	Employee resource groups, quarterly mentor-mentee connects and peer-to-peer learning initiatives such as Super Saturdays encourage knowledge sharing, collaboration and continuous learning across teams.

100%
Employees received performance and career-development reviews during FY2025-26

Recognition and Career Progression

Runaya's programmes recognise both individual contribution and sustained commitment to the organisation.

- **ACT UP programme**: Identifies high-potential employees through structured assessments and supports their progression through role changes and compensation enhancements.
- **Production incentives and variable pay**: Reward achievement of production targets and contributions to company performance.
- **Tenure incentives and long-term incentive plans**: Provide staggered payouts over three years to encourage continued service.
- **CEO Achievement Award**: Recognises exceptional contributions through a ceremony attended by employees' families, bringing a personal dimension to workplace recognition.
- **Mid-term role elevations and increments**: Recognise employees who demonstrate exceptional ownership and contribution.

Together, these mechanisms link recognition with career opportunity, encouraging employees to build long-term careers with Runaya.

People investment and business performance

As Runaya expands its operations and advances technology-led, resource-efficient solutions, building the right workforce capabilities remains integral to sustaining growth. Investments in recruitment, technical skills, leadership development and employee capability are therefore viewed as enablers of operational performance and business scalability. As workforce data systems continue to mature, Runaya aims to strengthen the linkage between people-related investments and business outcomes. Human Capital Return on Investment will support this by providing a structured view of how workforce expenditure contributes to productivity, performance and long-term value creation.

23.26
Human Capital Return on Investment

Health and safety

(403-1, 403-2, 403-3, 403-4, 403-5, 403-6, 403-7, 403-8, 403-9, 403-10)

Safety is fundamental to Runaya's manufacturing and resource-recovery operations, where work with molten metals, high temperatures, chemicals and moving equipment makes effective risk management essential to protecting lives. Managing these risks requires clear controls at the point of work, early escalation of concerns and improvements based on lessons from incidents and near misses. Reporting unsafe acts, unsafe conditions and near misses helps identify potential risks and enables corrective action before more serious harm occurs.

Zero
Fatalities

Zero
Lost-time injuries

8,927.2
Safety training hours recorded

Health and Safety Governance

Runaya's Occupational Health and Safety (OHS) policy provides a common framework for protecting employees and contract workers. The policy is supported by an OHS management system aligned with ISO 45001, site-level HSE teams and management review. It establishes expectations for compliance, hazard identification, worker participation, incident investigation and continual improvement. Read more on our OHS policy on page 100.

The ESG Council provides oversight of health and safety as a material social priority, while business and site leaders are responsible for implementing controls within their operations Health and safety performance is linked to leadership remuneration, reinforcing accountability for safety in day-to-day operational decisions.

Level	Role in the safety system
Group and leadership oversight	Review policy implementation, material performance and significant incidents through established governance channels.
Business and site management	Translate Group requirements into site controls, allocate responsibility and review corrective actions.
HSE teams and safety officers	Support risk assessment, inspections, training, incident investigation and compliance monitoring.
Employees and contract workers	Follow operating controls, report hazards and near misses, participate in training and exercise the right to stop unsafe work.

Preventing and managing operational risk

Hazard identification and risk assessment form the basis of Runaya's preventive approach to health and safety. Our safety protocols are structured around four interconnected stages: identifying potential risks, implementing appropriate controls, preparing for operational emergencies, and reviewing performance to strengthen future action.

This approach is implemented through the following four stages:

Identify



- **Hazard Identification and Risk Assessment**: Hazard Identification and Risk Assessment, or HIRA, is used to identify task-specific hazards, assess associated risks and determine appropriate controls. For non-routine activities, the HIRADEC framework supports the systematic identification of hazards, evaluation of risks and application of preventive measures. Assessments are informed by workplace inspections and the reporting of unsafe acts, unsafe conditions and near misses.
- **Aspect and Impact Assessment**: Environmental and operational aspects are periodically assessed to identify potential impacts on people, assets and the environment. The findings inform operational controls, mitigation measures and improvement actions across relevant activities and processes.

Control



- **Waste Management**: Defined controls guide the safe handling, storage, containment and disposal of hazardous materials and waste. These controls help protect employees and contract workers, prevent unintended releases and support compliance with applicable environmental and health requirements.
- **Safe Operating and Maintenance Procedures**: Operational and maintenance activities are governed by defined procedures, preventive maintenance schedules, permit-to-work systems and isolation requirements. Lockout and tagout procedures help prevent the unintended release of hazardous energy. Process-specific controls include thermal protective equipment for furnace work, ventilation and gas detection in processing areas, and secondary containment and safety information for chemicals.
- **Equipment Safety**: Statutory inspections and certifications support the safe operation of boilers, cranes, hoists, pressure vessels, gas cylinders, lifting tools and gas-detection equipment.
- **Contractor Safety**: Contract workers are included in site safety induction and receive the personal protective equipment required for their work. This common approach is important because contractor activities are closely integrated with Runaya's operating environment and may involve the same process and workplace hazards faced by employees.

Prepare



- **Emergency Procedures**: Site emergency plans provide the basis for responding to fires, gas leaks, hazardous-material releases, confined-space incidents and other operational emergencies. Cross-functional response teams bring together personnel from operations, maintenance, site management and security. Drills and practical training help test readiness and identify improvements in equipment, coordination and response procedures.

Learn



- **HSE Management Systems**: Runaya's Health, Safety and Environment management systems support inspections, compliance monitoring, incident management, training and continual improvement. Site-level HSE teams and safety officers support implementation, while management reviews help track safety performance and corrective actions. This year, we transitioned our health & safety infrastructure to a digital ecosystem for which necessary digital transition trainings were conducted throughout the year.
- **Worker Participation and Incident Learning**: Employees and contract workers are encouraged to report unsafe conditions and near misses and may stop work where there is an imminent danger, without fear of retaliation. Safety committees and site forums enable worker representatives to review performance, raise concerns and follow up on corrective actions. Reported incidents and near misses are investigated to identify underlying causes, with corrective and preventive actions tracked to reduce the likelihood of recurrence.

Safety performance

Runaya tracks leading indicators to identify and address potential risks before they result in injury. Reporting unsafe acts, unsafe conditions and near misses provides visibility into emerging risks and enables timely investigation and corrective action.

Metric	RRL	RGTPL	RGSSPL	RPL	Total
Unsafe Acts/Conditions Reported	2,514	2,238	666	1,208	6,626
Near Misses Reported	50	106	14	122	292

64% of identified unsafe acts/conditions and 77% of reported near-miss cases were successfully closed during the reporting period. Runaya continues to improve the assignment, tracking and verification of corrective actions so that reported observations remain visible until the underlying risk has been addressed. Leading indicators are reviewed alongside first-aid cases and work-related injury incidents to assess both safety outcomes and the effectiveness of preventive controls.

Key safety outcomes

Zero
Fatalities as a result of work-related injuries

Zero
lost-time injuries recorded

17,44,492
Safe manhours

Building capability through training

Safety training helps employees and contract workers understand the hazards associated with their roles and apply the required controls in day-to-day work. Runaya's training approach combines induction, task-specific instruction and emergency-preparedness exercises, helping build the knowledge and practical capability needed to work safely across different operational environments.

	RRL	RGTPL	RPL
Safety training hours	6,328	1,797	802.2

8,927.2 Total safety training hours

Note: No safety trainings were conducted separately at RGSSPL during the reporting period, as the entity was established earlier this year and employees participated in training programs conducted at RGTPL.

Training topics include first aid, work at height, confined-space entry, hazardous-material handling, emergency response and process-specific risks such as molten-metal handling. New joiners and contract workers receive safety instruction before deployment to operational areas, with further learning tailored to role and exposure.

Protecting occupational health

Runaya's approach extends beyond incident prevention to the health effects that may arise from workplace exposure. Pre-employment and periodic medical examinations support early identification of health concerns. Employees working in dust and high-noise areas undergo targeted lung-function and audiometric testing, while occupational health facilities provide access to qualified medical support.

Health records are managed confidentially. Findings from medical surveillance are intended to inform workplace controls, fitness-for-work decisions and preventive health measures without compromising employee privacy.

Zero
Fatalities as a result of work-related ill health

Zero
Cases of work-related ill health recorded

Labour practices and human rights

[GRI 2-30, 407-1, 408-1, 409-1, 410-1]

Respect for human rights and responsible labour practices shapes how we manage our workforce and business relationships. Across our operations, we seek to provide fair working conditions and uphold worker dignity, while maintaining accessible channels through which concerns can be raised and addressed. These responsibilities extend to direct employees, contract workers and people connected to our value chain. We translate these commitments into employment controls, periodic assessment and access to remedy.

During FY 2025-26, our first Group-wide Human Rights Due Diligence assessment examined how these systems operate in practice and identified areas for strengthening.

First
Human rights due diligence assessment conducted in FY 2025-26

Our management approach

Runaya's approach to human rights is structured around four connected stages: Commit, Apply, Assess and Respond. Together, these stages help translate our commitments into labour practices, assess their implementation and provide channels through which concerns can be raised and addressed.

01 Commit

Our approach begins with clear human rights and labour commitments that establish expectations for how people are treated across our operations and business relationships.

Human rights commitment

Respect for human rights begins with clear standards for how people are treated across our operations and business relationships. Runaya's Human Rights Policy sets out our commitment to protecting human dignity, promoting fair working conditions and preventing adverse impacts on workers and other stakeholders. The policy applies across all Runaya entities and extends to suppliers and business partners, including contractors, brokers and distributors. Compliance with its requirements forms a condition of engagement with relevant business partners.

The policy is informed by recognised international frameworks, including the Universal Declaration of Human Rights, the United Nations Guiding Principles on Business and Human Rights, and the International Labour Organization's fundamental principles and rights at work. It addresses fair remuneration and working conditions, freedom of association and collective bargaining, and the prevention of child labour, forced labour, human trafficking, discrimination and harassment.

Implementation is supported through defined responsibilities across relevant functions. The policy is reviewed and approved by Runaya's Senior Leadership Team and overseen by the ESG Council, which reports progress quarterly to the Board of Directors. Human rights requirements are also integrated into relevant business processes and contractual arrangements, supported by due diligence and periodic assessment.

Read Runaya's Human Rights policy here.

Labour practices commitment

Respect for labour rights is reflected in employment standards and controls that apply to employees and, as relevant to their work, contract, temporary and apprentice workers. The HRDD assessment reviewed recruitment, employment terms, wages, working hours, leave, social protection, worker representation and grievance access across the assessed entities. Our commitments cover fair and transparent terms of employment, payment of at least statutory minimum wages, overtime at the prescribed premium rate, rest periods, paid leave, equal remuneration and access to applicable social-security benefits. They also prohibit forced or child labour and protect workers' freedom of association and ability to raise concerns.

Our Human Rights Policy and supporting people processes protect workers' right to raise concerns, associate freely and participate in statutory worker committees without retaliation.

02 Apply

Our human rights and labour commitments are carried into practice across the employee lifecycle, beginning with recruitment and extending through working conditions, social protection and worker representation.

Focus area	What this means for our workforce	How we put it into practice
Responsible recruitment and employment terms	We seek to ensure that workers enter employment voluntarily, without bearing recruitment-related costs, and receive clear written terms in a language they understand.	Recruitment standards prohibit worker-paid fees. Personnel records and signed contracts are maintained for direct, contract, temporary and apprentice workers.
Fair wages and equal remuneration	We are committed to meeting the applicable statutory minimum wage, paying overtime at the prescribed premium rate and upholding equal remuneration for equal work.	Biometric attendance records, payroll records, itemised payslips and digital payment trails support gender-wise remuneration verification. Relevant statutory records for contractors are reviewed through established processes.
Working hours, rest and paid leave	We seek to prevent excessive working hours by following statutory limits, monitoring overtime and providing rest breaks, weekly rest and paid leave.	Attendance and overtime are tracked at worker level. Shift rosters provide for defined breaks and weekly rest, while leave records support the monitoring of entitlements.
Social protection and worker welfare	Employees and workers are provided applicable social-security and welfare protections.	Provisions cover Employees' Provident Fund contributions, ESI or Workers' Compensation coverage, maternity benefits and crèche facilities where applicable. Contractor statutory submissions are reviewed before invoice clearance.
Worker voice and freedom of association	We respect workers' right to associate freely, participate in representative forums and raise individual or collective concerns without fear of retaliation.	Grievance channels and applicable Safety Committees provide formal routes for participation. Worker representatives are included in the relevant committee processes.
Prevention of forced and child labour	Runaya prohibits forced, bonded and child labour, human trafficking and practices that restrict a worker's freedom of movement.	Age-verification controls, recruitment records and site-access processes support prevention. Controls also prohibit the retention of original identity documents or restrictions on a worker's right to leave.

03 Assess

To understand how these policies and practices operate in reality, Runaya periodically assesses its systems, controls and potential human rights impacts.

Human rights due diligence

The assessment reviewed entity-level policies, management systems and operating practices, and examined selected contractor and supplier controls through document review, interviews and procurement records.

100%
of the entities in the reporting boundaries were assessed

Scope of the assessment

The assessment considered potential human rights impacts across the following stakeholder groups:

- Own employees
- Women
- Migrant workers
- Third-party employees
- Local communities

Assessment methodology

The assessment followed a five-stage process informed by the United Nations Guiding Principles on Business and Human Rights, OECD Due Diligence Guidance for Responsible Business Conduct, ILO Declaration on Fundamental Principles and Rights at Work, applicable national and state laws and mandates, and established standards for responsible business practices.

1. **Desk research and gap analysis:** Reviewed policies, procedures, management systems, employee records, contractor practices and grievance mechanisms.
2. **Stakeholder mapping and engagement:** Identified potentially affected stakeholders and considered their exposure to human rights impacts.

3. **Data collection and field assessment:** Examined supporting documents, conducted confidential interviews with employees and contract workers, and conducted physical inspections across the assessed locations.
4. **Risk and impact analysis:** Evaluated actual and potential impacts and prioritised observations according to severity and likelihood.
5. **Recommendations and action planning:** Identified corrective and preventive measures to address gaps and strengthen existing controls.

Evidence was validated through:

Document review: Policies, payroll and statutory records, contractor documentation, training files and environmental permits

Personnel interviews: Confidential discussions with direct employees and contract workers

Physical observation: Site walkthroughs covering production areas, worker facilities, storage areas and other relevant locations.

Human rights issues assessed

Assessment area	Issues considered
Human rights governance and leadership	Policy commitments, leadership oversight, defined accountability, allocation of resources, human rights training and integration of requirements into business relationships
Employment practices and decent work	Responsible recruitment, prevention of worker-paid recruitment fees, employment contracts, understandable terms of employment, apprentice management and employee records
Forced labour, human trafficking and modern slavery	Debt bondage, retention of identity documents, freedom of movement, voluntary employment, resignation rights and timely settlement of dues
Child labour prevention and remediation	Age-verification controls, prevention of underage work, safeguards for adolescent workers and procedures for remediation where child labour is identified
Diversity, equity, inclusion and non-discrimination	Equal opportunity, equal remuneration, protection from discrimination, accessibility for persons with disabilities and confidential grievance processes
Harassment, abuse and worker dignity	Prevention of sexual harassment, functioning of Internal Committees, awareness and reporting channels, protection from abuse and fair disciplinary procedures
Freedom of association and collective bargaining	Rights to form or join worker associations, collective representation, protection from retaliation and participation through statutory worker committees
Wages, benefits and social security	Minimum wages, overtime payments, payslips, digital wage payments, provident fund, social-security coverage, maternity benefits and childcare facilities
Working hours, rest and fatigue management	Daily and weekly working-hour limits, overtime monitoring, rest breaks, weekly rest, paid leave and safeguards for night-shift workers
Occupational health and safety	OHS management systems, hazard identification, incident reporting, right to refuse unsafe work, PPE, medical surveillance, equipment safety and hazardous-material controls
Contractor and third-party workforce management	Contractor screening and licensing, access to welfare facilities, safety induction, PPE and the condition of contractor-provided accommodation
Community impacts, land and environmental human rights	Environmental permits, air emissions, water management, hazardous-waste disposal, emergency preparedness, community safety and local livelihood considerations
Security and human rights	Professional conduct of security personnel, contractual requirements, use-of-force controls, conflict de-escalation and non-interference in lawful worker activities
Data privacy and digital rights	Privacy notices, biometric information, informed consent, protection of employee health and financial data, data retention and secure deletion
Grievance mechanisms, remedy and corrective action	Availability and confidentiality of grievance channels, protection from retaliation, complaint tracking, timely resolution, remedy and root-cause analysis
Supply chain human rights management	Supplier standards, responsible sourcing, contractual human rights clauses and assessment of higher-risk suppliers

Risk assessment approach

All key observations were evaluated according to their severity and likelihood. The assessment also considered the scale and scope of potential impacts, together with their ability to be remediated.

Low	Medium	Medium-High	High
Relevant controls were in place and no material concern was identified	A policy, procedure or supporting system required strengthening	An implementation gap was identified in an area such as accessibility, workplace facilities or communication	A severe human rights concern, including a confirmed instance of child labour or forced labour

Assessment findings and response

The assessment identified several established practices across Runaya. These included formal human rights and labour policies, statutory wage and social-security controls, confidential grievance channels and processes addressing working hours and leave. Occupational health and safety emerged as the most mature area, supported by established risk-assessment and incident-management processes.

The assessment also identified opportunities to strengthen the consistency and maturity of certain management controls. Runaya has developed Group-level and site-level action plans to address the identified areas and strengthen the prevention and mitigation of potential human rights impacts. Implementation of these actions will be monitored through the relevant governance processes. The findings do not represent confirmed severe human rights violations.



Zero

Cases of child or forced labour reported



100% sites

With human rights risks mitigation plans, including targeted policy and process updates

04 Respond

Insights from the assessment help identify areas requiring further attention, while accessible grievance mechanisms enable concerns to be raised, investigated and addressed.



Grievance mechanisms and access to remedy

Runaya has established multiple channels through which employees and contract workers can raise workplace concerns. Reported matters are documented and reviewed through defined investigation and escalation processes. The mechanisms provide for confidentiality and protect individuals who raise concerns in good faith from retaliation.

Confidential worker interviews undertaken during the assessment also helped evaluate employee awareness of and confidence in the available channels. Where Runaya identifies that it has caused or contributed to an adverse impact, the remedy framework provides for appropriate corrective support, including financial restitution or medical assistance where relevant. Root-cause analysis is conducted for major complaints to identify preventive measures and reduce the likelihood of recurrence.

Further information on Runaya's grievance redressal and whistleblower mechanisms is provided on page 100.

Customer relations

[GRI 417-1, 417-2, 418-1]

Runaya's customers operate in demanding industrial value chains, where product consistency, technical performance, compliance information and responsive service are central to customer satisfaction and robust relationships. Our approach connects regular dialogue with product and quality systems, providing a route for customer expectations to inform how we operate and improve.

Customer relationships are managed through regular interaction rather than a single annual touchpoint. Major customers engage directly with Runaya's commercial and operational teams, with the frequency, ranging from weekly to monthly, shaped by the nature of the account, project requirements and issues requiring attention. During critical phases, interaction may become more frequent to support timely decisions and maintain alignment.

Customer and technical reviews provide additional opportunities to assess quality, delivery and conformance with agreed requirements. Feedback from these interactions is documented and routed to the teams responsible for the relevant product, process or service.

Our customer feedback and response process



Listen

Customer feedback is gathered through account discussions, audits, technical reviews and grievance channels.

Record

Feedback, customer requirements and agreed actions are documented to support follow-up.

Respond

Responsibility is assigned, priorities are assessed and resolutions are communicated to customers.

Improve

Customer insights are applied to improve products, processes, services and the overall customer experience.

Turning feedback into better solutions

Runaya's engagement model creates space to discuss emerging technologies and sustainability priorities, allowing technical and commercial teams to explore solutions that respond to evolving customer requirements.

Within the Telecom-grade FRP and ARP Rods business, automated manufacturing and AI-backed vision control support consistent quality and reduce dependence on manual inspection. Across Runaya's portfolio, test certificates and applicable safety or compliance documentation help customers evaluate product characteristics and use products responsibly. Further information on MSDS, RoHS and REACH documentation is provided in the Regulatory Compliance chapter on page 105.

Customer grievance channels

Customers can raise concerns by email at cs@runaya.com or through the contact options available on Runaya's website. Each concern is acknowledged and directed to the relevant owner for review. Customers are informed of the expected response or resolution timeline, based on the nature and complexity of the matter, and are provided with relevant updates during the resolution process. Material issues are escalated through the appropriate governance channel.

The objective is not limited to closing an individual case. Root-cause analysis and corrective action allow recurring concerns to be addressed at source, while trends in customer feedback can inform broader improvements in quality, delivery and service.

Protecting customer information

Customer information is managed under Runaya's Data Privacy and Cybersecurity Policies, supported by controls covering access, retention, secure disposal and third-party processing. These controls help protect customer information throughout its lifecycle and reinforce trust in Runaya's customer relationships. Privacy concerns are addressed through established grievance, investigation and remediation processes, with relevant findings used to strengthen existing controls.

Further information on data privacy governance and information-security controls is provided in the Digital Resilience section on page 102.

Zero
Customer grievances received

Zero
Cases of leaks, thefts or losses of customer data

Measuring customer experience

Runaya has developed a structured and consistent approach to measuring customer experience across its businesses by assessing the number of satisfied customers. By tracking participation in the feedback process and levels of customer satisfaction, Runaya gains clear insight into how customers perceive the products and services across RRL, RGTPL and RGSSPL, identify opportunities for improvement and monitor progress over time. As the approach evolves, these insights will inform business decisions and enable more responsive action on customer expectations.

Communities

[GRI 203-1, 203-2, 413-1, 413-2]

We recognise that supporting communities is an integral part of our responsibility as a business and our commitment to sustainable development. For Runaya, contributing to community progress begins with education and extends to the well-being and inclusion of people at different stages of life. The opportunities available to children today help shape the future of their communities. Access to quality education gives young people a foundation to pursue their aspirations, while supportive learning environments help make that opportunity part of everyday life

100%
customer satisfaction achieved across RRL, RGTPL and RGSSPL in FY 2025-26

Our CSR mission is to bridge gaps in access to quality education, so that every child has an equal opportunity to learn and progress. With particular emphasis on women and children, we seek to strengthen the conditions that support education, from better school facilities to financial assistance for young women pursuing higher studies.
This reflects our belief that businesses have a responsibility to contribute to social progress through practical support.

Through Runaya Reach, our community development programme, we bring this mission into local schools and community institutions. School infrastructure development and scholarships address barriers at different stages of education. Health awareness and inclusive community activities extend our engagement beyond learning, recognising the importance of preventive care and opportunities for shared participation.

05 Years | **05** villages | **1,000+** lives touched | **5,000+** lives impacted

Runaya Reach

Runaya Reach brings our CSR mission into focus through a shared purpose, vision, mission and programme goal. Girls' education is central to this direction, supported by attention to the environment in which children learn and the wider community in which they grow.



Community activities during FY 2025 - 26

The year's activities combined school infrastructure development and scholarships with preventive health awareness and inclusive community programmes.

Activity	Activities and coverage	Reach	SDG alignment
School infrastructure	Infrastructure development at 2 government schools in Kurebaga and Dalki, Odisha, improving school and classroom conditions.	80+ direct 385+ indirect	4 QUALITY EDUCATION 9 INDUSTRY, INNOVATION AND INFRASTRUCTURE
Scholarship support	Scholarships totalling ₹2 lakh for 2 women engineering students at NIT Raipur, reducing financial barriers to higher studies.	2 students	4 QUALITY EDUCATION 5 GENDER EQUALITY 10 REDUCED INEQUALITIES
Health awareness	2 campaigns across 2 locations addressing malaria prevention and women's health and hygiene, including outreach at a senior citizens' home.	150+ direct 500+ indirect	3 GOOD HEALTH AND WELL-BEING
Community engagement	5 programmes across 4 locations promoting participation, social awareness and inclusion, including a New Year celebration at a special school in Jharsuguda.	500+ direct 1,200+ indirect	10 REDUCED INEQUALITIES

700+
Direct beneficiaries reached in FY 2025-26

2,000+
Indirect beneficiaries reached in FY 2025-26

Supporting the journey through education

Our education initiatives address two practical needs: the facilities in which children learn and financial support as young women progress to higher studies. School infrastructure at Kurebaga and Dalki and engineering scholarships at NIT Raipur connect these stages within Runaya Reach's educational purpose.

School infrastructure

Transforming learning spaces at Kurebaga and Dalki

The school environment is part of a child's daily experience of education. At the government schools in Kurebaga and Dalki, Odisha, Runaya undertook infrastructure development to improve school and classroom conditions. The renovations improved the everyday setting for learning at both schools, translating the programme's educational purpose into better facilities.

At Kurebaga, students, community members and the Runaya team came together for the inauguration. The gathering marked completion of the renovation and gave the school community an occasion to celebrate its renewed facilities. Across the two schools, the work improved learning conditions and reached 80+ direct and 385+ indirect beneficiaries.

02
Schools Supported

80+
direct beneficiaries

385+
Indirect beneficiaries

Supporting pathways to higher Education

Scholarship support for engineering students

The transition to higher education brings a different need for support. Through the Runaya Reach Scholarship Programme, Runaya assisted two women engineering students at NIT Raipur during FY 2025–26

The assistance reduced financial barriers to higher studies and extended our support for girls' education to women pursuing engineering. School renovations improve where children learn, while scholarships help young women pursue their chosen field of study. Both respond to practical barriers to education, connecting support for learning environments with financial assistance at a later stage.

02
Women engineering students

₹2 lakh
Scholarship support

Health awareness

Runaya Reach complements its education initiatives with programmes focused on health awareness and social participation. During FY 2025–26, two campaigns across two locations focused on malaria prevention and women's health and hygiene, reaching 150+ direct and 500+ indirect beneficiaries. These campaigns brought health information into community settings, including a senior citizens' home.

02	150+	500+
health awareness campaigns	direct beneficiaries	Indirect beneficiaries

Preventive health

Observing World Malaria Day with senior citizens

Runaya observed World Malaria Day at a senior citizens' home in Jharsuguda, bringing malaria prevention awareness to residents within their care setting. Engagement with older people made a wider public health observance relevant to a local institution and the community it serves.

The initiative placed preventive health alongside direct engagement with residents. It extended Runaya's community care to older people, complementing the programme's wider emphasis on women and children. As part of the year's two health awareness campaigns, it brought malaria prevention into our engagement with the home and recognised the place of senior citizens within the wider community.

Community Engagement: Participation and inclusion

The programme's focus on women and children is also reflected in occasions that bring people together.

Honouring women

Women's Day celebration at Dalki School

Runaya celebrated Women's Day at Dalki School, one of the schools supported through its infrastructure programme. The occasion brought recognition of women into school life and reflected Runaya Reach's mission to build a community where girls' education is prioritised and celebrated.

At Dalki, the renovation and the celebration served different purposes within the same institution. Infrastructure support improved the learning environment; Women's Day gave the school community an occasion to celebrate women. Together, they connected a practical investment in education with community participation around the programme's emphasis on women and girls.

Creating inclusive occasions

New Year engagement at a special school in Jharsuguda

What makes a community celebration inclusive is who gets to take part. Runaya Reach marked the New Year at a school supporting children with hearing and speech disabilities in Jharsuguda. The visit reflects a part of community work that facilities and funding alone cannot provide: making space for the school in shared occasions and building relationships through continued engagement.

The programme reflects Runaya Reach's broader focus on participation and inclusion across the community institutions with which it engages.

Governance and access to remedy

Community priorities are identified through engagement with schools, local institutions and community representatives. These interactions inform programme design and implementation. Runaya Reach's governance is connected to the Group's CSR and ESG oversight, with expenditure and progress reviewed through applicable internal processes.

Community members can raise concerns through local engagement channels and Runaya's formal grievance mechanism. Concerns are intended to be documented, directed to the relevant owner and tracked through resolution.



Zero
Cases of community grievances reported

Looking ahead

Runaya will continue to strengthen the systems and capabilities that underpin its social performance. We will support career development and internal progression, widen access to learning and improve how we measure employee retention and experience. Building on our workforce diversity, we will encourage broader participation and progression into technical and leadership roles.

Across our operations, we will reinforce the timely closure of safety observations and strengthen emergency preparedness, workforce training and exposure-based health surveillance. Findings from our Human Rights Due Diligence assessment will guide improvements to labour practices, engagement with business partners and access to remedy.

We also aim to establish more consistent measures of customer experience, helping us better understand and respond to customer expectations. Our community investment will remain focused on education, health and well-being, with inclusive participation central to these efforts.

Governance

Strong governance is the backbone of our sustainable growth. At its core lies a well-structured framework that defines clear roles, responsibilities and lines of accountability, ensuring that every decision is taken with clarity and purpose.

Governance

Runaya's governance framework supports responsible business conduct and long-term resilience. It establishes clear accountability for decisions made across the organisation and provides oversight of business performance and material risks. Our guiding principles are integrated into the organisation's structure, policies and operating processes, helping us maintain required standards as the business grows.

Sr No.	RRL	RGTPL and RGSSPL	RPL
16	Supply Chain Management	Supply Chain Management	Supply Chain Management
17	Business Ethics	Business Ethics	Business Ethics
18	Corporate Governance	Corporate Governance	Corporate Governance
19	Pricing Integrity	-	Pricing Integrity
20	Data Privacy and Security	-	Data Privacy and Security
21	Technology and Business Transformation	-	Technology and Business Transformation
22	-	Chemical Safety	Chemical Safety
23	-	Regulatory Compliance	-
24	Risk Management	-	-
25	-	-	Business Model Resilience
26	Market Presence	-	-
27	-	Transparency	-
28	Product Quality and Safety	-	Product Stewardship
29	-	-	Innovation
30	Economic Performance	-	-
31	-	-	Stakeholder Governance

Alignment to UN SDGs



Corporate governance framework

At Runaya, the Board plays a central role in shaping the corporate governance framework that supports the company's sustainability-led growth. It guides policies and monitors adherence to applicable laws, industry standards and ethical requirements, while ensuring that the governance approach evolves in line with ESG expectations and stakeholder needs. Our governance framework operates through the Boards and governing partners of our respective entities, supported by Group-level leadership, the ESG Council and functional management teams.

By placing business ethics, regulatory compliance and proactive risk oversight at the centre of decision-making, the Board supports responsible engagement with customers, investors, employees, regulators and the society.

Corporate structure

[GRI 2-12, 2-13]

Runaya operates through a clear, multi-entity structure under its holding entity, Runaya Metsource LLP.

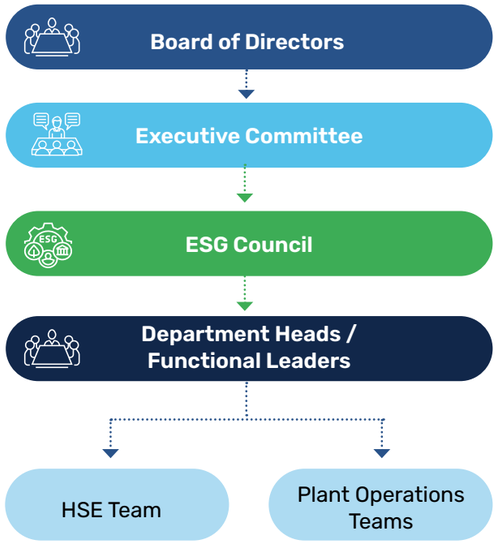

Roles and responsibilities

Board of Directors: Provides oversight of climate-related risks, opportunities and sustainability performance, ensuring climate considerations are reflected in strategic decision-making and long-term value creation.

ESG Council: Serves as the primary management body for ESG and climate governance, overseeing the assessment, management and monitoring of sustainability initiatives and performance.

Department Heads / Functional Leaders: Integrate climate considerations into business planning and operational decision-making, while driving implementation of ESG priorities across their respective functions.

Operational teams: Execute climate and environmental initiatives at site level, monitor operational performance, and provide data and insights to support effective risk management and reporting.

Board structure, diversity and oversight

[GRI 2-9]

During FY 2025–26, Runaya's key entities - Runaya Refining LLP (RRL), Runaya Private Limited (RPL), Runaya Green Technologies Private Limited (RGTPL) and Runaya Green Sustainable Solutions Private Limited (RGSSPL) continued to operate within defined governance structures. RRL follows a Partner-led model in accordance with the governance requirements applicable to limited liability partnerships. RPL, RGTPL and RGSSPL operate under Board-led oversight.

Runaya Metsource Limited (RML) follows a two-tier governance structure, comprising a Board of Directors with three Executive Directors and an Executive Committee (ExCo) consisting of eight members, ensuring strategic oversight, management accountability and effective operational decision-making.

In FY 2025-26, 100% of the Board of Directors at RML and 66% of the Board of Directors at RPL are executive.

Our approach to Board composition is guided by the Board Diversity and Independence Policy, applicable across the Group. The policy supports balanced representation of members and recognises the contribution of diverse perspectives for informed decision-making and effective oversight.

Board and partner composition

Entity	Governance body	Number of members	Women's representation	Average tenure
RML	Board	3	33%	1.0 year
RRL	Governing partners	3	33%	3.1 years
RPL	Board	3	33%	4.3 years

100%
Attendance at board meetings during FY 2025-26

Board and partner reviews are conducted quarterly, providing a formal forum for considering strategic decisions and monitoring operational progress.

Runaya has also established measures to support effective Board oversight and continuity:

Other Board mandates
Each Board member holds no more than four other Board mandates.

CEO succession planning
A CEO succession plan is in place.

Board evaluation
A process is in place for reviewing Board performance.

Directors' liabilities
No limitation applies to directors' liabilities.

Together, these practices support active participation by our Board members, stability in executive leadership and ongoing review of governance effectiveness.

Board experience

[GRI 2-11, 2-17]

Runaya's governance draws on the collective experience of its Group-level leadership and the operational insight of those leading its key business verticals. At the Group level, the Co-founders, Vice Chairman, President – Business Development, and Group CFO collectively shape the company's strategic direction. Their enterprise-wide perspective is complemented by the CEOs of the Telecom-grade FRP & ARP Rods business and the Green Aluminium Recovery & Diversified Metal Recovery business, who bring focused leadership and operational experience from across Runaya's core businesses.

Together, Runaya's leaders bring decades of experience spanning mining, metals, manufacturing, finance, engineering, sustainability and innovation. This cross-disciplinary expertise supports informed strategic and operational decision-making. By combining real-world insight with long-term vision, Runaya's leadership supports the Company's mission of building a circular, future-positive resources economy.

Compensation for leadership

[GRI 2-19, 2-21]

At Runaya, leadership compensation serves as a mechanism for translating sustainability priorities into leadership accountability. The approach combines transparency in pay outcomes with incentives linked to ESG performance, reinforcing the Group's focus on safety and ethical leadership.

0.1%
Shares held by Managing Director

In FY 2025-26, the ratio of the annual total compensation of the organisation's **highest-paid individual** to the median annual total compensation of all employees (excluding the highest-paid individual) stood at **29.76.**

For those responsible for driving Runaya's ESG agenda, particularly senior and middle-level leadership and entity CEOs, ESG-linked performance metrics influence fixed pay, benefits, annual bonuses and Long-Term Incentive Plans (LTIPs). These metrics are aligned with the Group's broader sustainability goals and embedded within its long-term strategic Key Performance Indicators (KPIs). LTIPs are subjected to leadership performance, with a maximum of 15% in tranches of 3 years.

52%
Of senior and middle management employees in RML eligible for LTIPs programme.

No founding individual or family member individually holds more than 5% of the Company's voting rights, supporting an objective and independent approach to executive remuneration and governance.

85% of the MD's variable remuneration is linked to business performance and success, assessed through key financial indicators, including overall business growth, return on investment (ROI) and return on equity (ROE).

Health and safety is given explicit weight within this framework, with 15% of leaders' salary linked to performance in this area. By connecting remuneration with these priorities, Runaya reinforces responsibility for ESG outcomes among the leaders who shape performance across the Group.

Further, at the beginning of each year, every member of the board, senior and middle management members, along with site managers are assigned climate-related targets, including emission reduction and water consumption. Completion of said targets are rewarded with monetary compensation.



ESG governance

[GRI 2-14]

Runaya's ESG governance framework is anchored by the ESG Council, which provides cross-functional oversight of the Group's sustainability priorities. In FY 2025–26, the Council was reconstituted as an 11-member body to reinforce accountability and strengthen coordination across Runaya's businesses and functions.

The Council is chaired by the Co-founder and Managing Director. Its members include senior leaders from the Recycling, FRP & ARP, Green Aluminium Recovery, and Diversified Metal Recovery businesses, together with representatives from finance, human resources, operations, and health, safety and environment. The ESG function serves as the convenor and coordinates the Council's agenda.

This cross-functional composition brings business, operational and functional perspectives into ESG decision-making and supports the translation of Group-level priorities into action across Runaya's operations.

ESG Council composition

Chair: Co-founder and Managing Director

Council members:

- Chief Executive Officer, Recycling Business
- Chief Financial Officer, Recycling Business
- Chief Executive Officer, FRP & ARP Business
- Deputy Chief Executive Officer, FRP & ARP Business
- Deputy Chief Executive Officer, Diversified Metal Recovery
- Chief Operating Officer, Green Aluminium Recovery
- Head of Human Resources, Runaya Group Level
- Head of Health, Safety and Environment, Green Aluminium Recovery
- Head of Health, Safety and Environment, Diversified Metal Recovery

Convenor: ESG function

The Council meets quarterly to review ESG performance, material risks, policy implementation and sustainability reporting. The members lead implementation within their respective businesses and functions. Material matters are escalated through the applicable governance channels.

In FY 2025–26, there were no significant instances of non-compliance with ESG laws or regulations reported across the Group.

Business ethics

[GRI 2-23, 2-24]

Runaya has established a comprehensive policy framework that translates our commitment to ethical business conduct into clear organisational requirements.

Key policies:

ESG pillar	*Policy*	*Purpose*
Environmental	**Environment**	Defines Runaya's approach to managing environmental impacts across its operations.
	Biodiversity and deforestation	Defines Runaya's approach to managing environmental impacts across its operations.
Social	**CSR**	Defines Runaya's approach to community development and the implementation of its social initiatives.
	Occupational Health and Safety	Sets out Runaya's commitment to protecting the health and safety of employees and other workers covered by its operations.
	Human Rights	Defines Runaya's commitment to respecting human rights across its operations and business relationships. It also addresses fair labour practices and protection from discrimination and harassment.
Governance	**Code of Conduct and Business Ethics**	Establishes the standards of conduct expected across the Runaya Group and guides employees in making ethical business decisions.
	Anti-Bribery and Anti-Corruption	Defines the requirements for preventing bribery and corruption in Runaya's operations and business relationships.
	Whistleblower	Provides a confidential mechanism for reporting suspected misconduct and grievances. It protects individuals who raise concerns in good faith from retaliation.

ESG pillar	*Policy*	*Purpose*
Governance	**Supplier Code of Conduct**	Defines the standards expected from suppliers and business partners. It covers ethical conduct, responsible sourcing, environmental and labour practices.
	Risk Management	Defines Runaya's framework for identifying and managing risks across the Group. It assigns responsibility for risk mitigation and sets out the Board's role in approving risk appetite. The policy also provides for periodic risk reporting and internal audit.
	Tax	Defines Runaya's approach to tax governance and compliance. It guides the management of tax risks and requires business structures to have commercial substance. The policy also sets expectations for engagement with tax authorities and dispute resolution. The policy is approved by the Group CFO.
	Data Privacy	Sets requirements for the lawful collection and use of personal information. It covers data retention, secure disposal and disclosure to third parties. The policy also defines data-subject rights and the process for handling privacy complaints. This policy is given final approval by our Group IT Head.
	Cybersecurity	Defines Runaya's framework for protecting its information systems and data. It covers vulnerability management and incident response, along with business continuity. The policy also sets requirements for the responsible use of artificial intelligence. Our Group IT Head approves the cybersecurity policy.
	Board Diversity and Independence	Guides the composition of Runaya's governing bodies and supports independent oversight. It considers professional background, industry experience, gender and tenure. The policy also sets out the principles considered in executive remuneration.

Our key policies can be accessed at: https://www.runaya.com/sustainability/esg/?tab=governance

Our policies in practice

Runaya's policies establish clear processes for identifying and managing risks, setting expectations and escalating concerns. The ESG Council periodically reviews the framework to ensure continued alignment with regulatory developments, evolving ESG expectations, and provide final sign-off for all sustainability related policies. During FY 2025-26, Runaya conducted a human rights due diligence exercise, the outcomes of which informed updates to the Human Rights Policy and strengthened the management of human rights risks. The Cybersecurity Policy was also expanded to include Responsible AI requirements governing the use of AI-enabled tools across the organisation. Read more about the human rights assessment conducted on page 79.

Code of Conduct and Business Ethics

[GRI 2-15, 2-16, 2-25, 2-26, 201-4, 205-1, 205-2, 205-3]

Runaya's Code of Conduct and Business Ethics establishes the standards that guide conduct across the organisation. Anchored in our core values, the Code translates the principles of ethical conduct and personal Integrity into expectations for everyday business decisions. It requires compliance with applicable laws while establishing standards that extend beyond minimum legal and commercial requirements.

The Code also outlines mechanisms for employees and other stakeholders to raise and communicate critical concerns, including suspected misconduct, unethical behaviour and violations of applicable laws or internal policies.

The Code addresses four principal areas of conduct:

- **Integrity and legal compliance:** Requirements concerning compliance with applicable laws, prevention of bribery and facilitation payments, fraud and money laundering, political contributions, human rights, and health, safety and environmental responsibilities
- **Fair business conduct:** Expectations for competition and fair dealing, relationships with customers, suppliers, competitors and government authorities, and the appropriate management of gifts and entertainment
- **Protection of information and assets:** Requirements concerning the proper use of Runaya's assets, maintenance of accurate business records, protection of confidential information and management of external communications
- **Individual accountability:** Responsibilities for identifying and disclosing conflicts of interest, seeking guidance where the appropriate course of action is unclear and reporting known or suspected violations

Zero
Case of bribery, corruption and conflict of interest

Zero
Financial or in-kind political contributions made or received

Zero
Anti-competitive behavior, anti-trust, and monopoly practices recorded

Zero
Financial contributions made towards lobbying or trade associations

100%
Employees trained on Code of Conduct and Business Ethics

Prevention of bribery and corruption

Runaya's approach to business Integrity is supported by our Anti-Bribery and Anti-Corruption Policy. The policy prohibits bribery and facilitation payments by employees and people acting on Runaya's behalf. It also requires due diligence before engaging third parties that represent Runaya and the inclusion of relevant anti-bribery provisions in contracts. Suspected

violations may be reported through the whistleblower mechanism. Reported concerns are investigated through the defined process and escalated to the appropriate governance body, connecting preventive requirements with reporting, investigation and oversight.

Supplier Code of Conduct

Our expectations extend beyond our own operations through the Supplier Code of Conduct. The Code defines the standards expected from suppliers and business partners. It addresses ethical business conduct, responsible sourcing, environmental performance and fair labour practices.

Occupational health and safety

Protecting the health and safety of our employees and contractors is fundamental to how we manage our operations. The Occupational Health and Safety Policy provides a common approach to managing workplace risks across the Group and the value chain. Hazards are assessed through the Hazard Identification and Risk Assessment (HIRA) process and addressed using the hierarchy of controls.

Employees and contractors are encouraged to report unsafe conditions and may stop work where there is an imminent danger, without fear of retaliation. Incidents and near misses are investigated to identify their causes and prevent recurrence. Management reviews progress against site-level action plans and the Zero Harm target, connecting operational safety performance with management oversight.

Read more on our approach to health and safety practices on page 73.

Human rights

We recognise that our responsibilities extend to people working across our operations and business relationships. Our Human Rights Policy guides the management of human-rights risks and establishes expectations for suppliers and vendors.

Human-rights considerations are incorporated into relevant business processes, and the policy provides for impact assessments at least once every three years. It prohibits forced labour and child labour, supports fair working conditions and provides affected stakeholders with access to grievance mechanisms. These requirements help Runaya identify potential impacts and establish channels through which concerns can be raised and addressed.

Grievance redressal and whistleblower mechanism

Our grievance redressal and whistleblower mechanisms provide clear routes for raising concerns and ensure that each matter receives appropriate attention. To translate this commitment into practice, Runaya has established a structured grievance redressal framework. General grievances may be submitted through internal reporting systems or by email at cs@runaya.com. They may also be raised directly with the ethics or compliance committee. Each grievance is acknowledged and is typically resolved within 30 calendar days. Additional time may be required depending on the complexity of the matter.

For concerns involving suspected misconduct or serious irregularities, our Whistleblower Policy provides an additional layer of protection. Disclosures are handled confidentially and may be made anonymously. Reported concerns are subject to an appropriate review based on their nature and seriousness. Where further investigation is required, the matter is assigned to a designated Whistle Officer or Committee to facilitate an impartial assessment. The Whistle Officer or Committee is expected to conclude the investigation and finalise the matter within 30 days of assignment.

The process includes:

- Receipt and acknowledgement of the concern
- Preliminary assessment to determine the appropriate course of action
- Investigation, where required, by the designated authority
- Documentation of findings and recommended corrective actions
- Escalation of material matters to the appropriate governance body
- Tracking of agreed actions through resolution and closure

The whistleblower mechanism is supported by formal oversight to ensure that concerns are not only received but appropriately investigated and followed through to closure. The effectiveness of the grievance and whistleblower mechanisms is also periodically reviewed to ensure that reporting channels remain accessible, confidential and responsive.

We recognise that the effectiveness of a grievance mechanism depends on employees understanding both how to raise a concern and the protections available to them. We conduct periodic awareness and training initiatives to familiarise employees with reporting channels, whistleblower protections, confidentiality requirements and our expectations around ethical conduct.

Through continued awareness, transparent processes and governance oversight, we seek to strengthen a culture in which employees feel empowered to speak up, raise concerns early and contribute to maintaining high standards of Integrity.

Zero	**Zero**
Cases of retaliation	Cases of whistleblower complaints

Technology and transformation

Runaya's approach to technology and business transformation brings together innovation investment, research collaboration, intellectual-property development, digitalisation and continuous process improvement. Runaya has implemented a ring-fenced investment model for ESG and innovation projects, enabling sustained focus on its sustainability objectives. These initiatives are led by a dedicated team, with budgets linked to milestones that extend beyond conventional financial metrics.

External collaboration strengthens this innovation model. Partnerships with premier institutions support the co-development of next-generation materials and resource-recovery solutions, while Runaya's collaboration with Powben has resulted in the establishment of a facility in India. These partnerships complement Runaya's internal capabilities and support the development and application of new technologies.

Intellectual-property development forms an important part of this ecosystem. We have secured 4 patents to date, including a patented process for producing high-value-added products from metal-depleted dross residue following green metal recovery. Protecting these innovations supports Runaya's ability to retain and build upon the technological capabilities developed through its research and operational experience.

These capabilities are applied across Runaya's resource recovery businesses. Within Green Aluminium Recovery, Runaya uses licensed hot-dross-processing technology from TAHA International to recover aluminium from dross. We have also developed a process for converting depleted aluminium dross into high-purity alumina, with sodium carbonate generated as a by-product. Its value-added product portfolio includes RubiQ Green™ and RuCal Green™, which are made from depleted dross and support aluminium recovery. Together, these applications enable Runaya to recover value at different stages of the dross-processing cycle while reducing waste. A similar technology-led approach underpins Runaya's Diversified Metal Recovery business, where pyro- and hydrometallurgical processes recover metals

including zinc, lead and copper from smelter residues. These recovered materials support applications across electric vehicles, battery systems and other industrial value chains.

Digitalisation and automation further strengthen the deployment of technology across Runaya's manufacturing operations. SCADA and PLC-based controls improve operational precision, while AI-backed vision control supports product quality within the Telecom-grade FRP & ARP Rods business. Combined with lean manufacturing and continuous process refinement, these technologies contribute to greater operational efficiency, quality control and waste reduction.

Looking ahead, we aim to expand global partnerships across decarbonisation, next-generation materials and mineral-waste innovation. Through focused investment, collaborative research, intellectual-property development and digitally enabled operations, Runaya continues to advance green technologies and build future-ready manufacturing capabilities.

Digital resilience

As Runaya's operations become increasingly digital, responsible information management is integral to stakeholder trust and operational resilience. Our approach addresses three connected priorities: protecting personal information, securing our technology environment and governing the responsible use of artificial intelligence.

Data privacy

Our Data Privacy Policy governs how personal information is handled throughout our lifecycle. Personal information is collected only for defined purposes and retained only for as long as necessary. Consent is obtained where required, and subjects can request access to or correction of their information. These privacy requirements also extend to third parties that process information on our behalf.

The Data Privacy Officer is responsible for maintaining the Policy, which is reviewed annually and updated when required. The Privacy Review Team conducts an annual compliance review. Any gaps identified are assessed and addressed through a defined remediation process.

In FY 2025–26, we conducted an information security audit to review the implementation of our information-security controls.

Cybersecurity

We have identified cybersecurity as a principal risk within our Enterprise Risk Management framework. To manage this risk, we have established an Information Security Management Framework across our IT and operational technology environments. The framework is informed by recognised international standards and applicable regulatory requirements. Our security controls combine continuous monitoring with periodic testing. Critical IT assets are monitored around the clock, while data movement is reviewed through data-loss prevention tools.

Vulnerability assessments are conducted internally and through independent third parties. Identified issues are assigned clear ownership and closure timelines, with remediation verified where required. Security incidents are investigated and tracked through to closure. The Cybersecurity Policy is reviewed annually by the IT Head. Compliance is also assessed each year, and any gaps are reported to management with a remediation plan. Cybersecurity awareness is reinforced across the organisation. New employees complete mandatory training as part of their onboarding. Regular learning initiatives and phishing simulations help strengthen vigilance across the workforce.

Zero
Cases of cybersecurity breaches



Artificial intelligence and responsible adoption

Runaya recognises that Artificial Intelligence (AI) is rapidly changing the way businesses operate, analyse information and make decisions. As digital technologies become increasingly integrated into business processes, we acknowledge the importance of adopting AI responsibly, while managing associated considerations related to data privacy, information security, accuracy and appropriate human oversight.

To support responsible use, AI-related considerations have been incorporated within Runaya's broader Information Technology and Data Privacy Policy framework, reinforcing expectations around secure handling of information, responsible use of digital tools and protection of confidential and personal data.

Runaya is also strengthening internal awareness around the evolving role of AI. Training and sensitisation sessions have been conducted to help employees understand the opportunities, limitations and responsible-use considerations associated with AI-enabled tools, including the importance of data confidentiality, validation of outputs and appropriate human judgement.

As the use of AI continues to evolve, we will continue to assess emerging applications and associated risks, while strengthening employee awareness and responsible digital practices in line with business requirements.

Sustainability and supply chain

Our Sustainable Supply Chain Management (SSCM) framework connects supplier ESG performance with procurement decisions, capability building and risk-based oversight. In FY 2024–25, we formalised the SSCM framework across our supplier lifecycle. The framework follows three connected stages:

Assessing suppliers against a common ESG baseline

Responding according to the level and nature of risk identified

Overseeing outcomes through defined governance and reporting mechanisms.

5
Unique suppliers[6]

While the screening process covers new and existing suppliers, Runaya prioritises high-spend and high-impact suppliers, including Micro, Small and Medium Enterprises (MSMEs).

[6] *RML's significant suppliers account for 75% of total purchases.*

Assess: Supplier evaluation and induction

Each supplier is required to complete a Self-Assessment Questionnaire (SAQ) covering 63 ESG parameters across three dimensions:

Dimension	Assessment areas
Environmental	Energy efficiency, climate mitigation and resilience, waste management and regulatory compliance
Social	Worker health and safety, diversity and inclusion, labour rights and community impact
Governance	Anti-bribery compliance, conflict-of-interest declarations, ownership transparency and ethical sourcing

Based on the assessment, suppliers are classified into four risk bands: No Risk, Low Risk, Medium Risk and High Risk. This classification provides the basis for determining the level of monitoring, engagement and corrective action required.

Potential breaches involving child labour, forced labour, bribery or regulatory non-compliance serve as automatic escalation triggers. Irrespective of the overall assessment score, suppliers associated with these concerns are classified as High Risk and become subject to enhanced due diligence and time-bound corrective action.

Respond: Audit protocols and reassessment cycles

The SSCM framework translates supplier risk classification into differentiated monitoring requirements:

No Risk	Low Risk	Medium Risk	High Risk
Biennial physical audits and annual virtual assessments	Annual on-site audits with follow-up on corrective actions	Annual audits and structured ESG enablement support	Annual audits, quarterly follow-ups, mandatory training, handholding and support, and potential disqualification following non-compliance over three consecutive cycles

Runaya combines monitoring with supplier development. Medium- and High-Risk suppliers receive training, process-improvement guidance and handholding to address identified gaps and strengthen their ESG performance. Suppliers that are unable to demonstrate improvement within the defined period of three years may be considered for a phased exit.

Oversee: governance and integration

Oversight of the SSCM programme rests with the ESG Council, which periodically reviews supplier performance, risk reports and improvement actions. Information collected through SAQs and audits is integrated into Runaya's central sustainability reporting system and used to inform procurement decisions.

The SAQ, audit protocols and risk-classification criteria are periodically updated to remain aligned with evolving global standards and stakeholder expectations. This creates a continuous cycle in which supplier risks are identified, classified, monitored and escalated, with the outcomes informing subsequent supplier-management and procurement decisions.

During FY 2024–25, Runaya established the following priorities for implementation in FY 2025–26:

FY 2025–26 commitment	Progress and outcome
Assess significant suppliers annually against ESG parameters	-100% suppliers across RML Entities were assessed
Initiate ESG baselining and scorecards for high-impact suppliers	-76% Tier 1 suppliers of RPL were assessed

By linking ESG due diligence with differentiated monitoring, supplier development, escalation and procurement decisions, Runaya embeds sustainability considerations within the governance of its supplier relationships.

Regulatory compliance

[GRI 2-27, 207-1]

Runaya considers regulatory compliance integral to responsible business conduct and operational continuity. Our approach combines preventive controls, cross-functional coordination, employee awareness and ongoing monitoring of applicable requirements. These measures are complemented by transparent disclosure and stakeholder access to relevant information across Runaya's operations.

In FY 2025–26, Runaya reported zero instances of regulatory non-compliance, including no violations related to product labelling, marketing communication, or environmental disclosures. No fines or legal actions were recorded during the reporting period.

Measures to support compliance

Runaya supports compliance through complementary practices that help identify potential concerns, translate regulatory requirements into operational responsibilities and strengthen employee awareness.

Compliance area	Measures in place	Compliance support
Risk identification and prevention	Regular audits, risk-based assessments and continuous monitoring	Supports the early identification of potential compliance concerns
Regulatory awareness	Engagement with regulatory bodies and monitoring of relevant legislative developments	Helps Runaya remain informed of changes in applicable requirements
Cross-functional coordination	Integration of compliance responsibilities across procurement, product distribution and reporting	Embeds compliance considerations within relevant business processes and functions
Capability building	Training on compliance obligations and evolving regulatory standards	Strengthens employee understanding of applicable responsibilities
Technology-enabled monitoring	Use of technology and data analytics to identify and assess emerging compliance risks	Supports ongoing monitoring and more informed compliance-risk assessment

Product information and chemical compliance

Runaya provides customers with documentation that supports the assessment of product quality, chemical safety and compliance with applicable substance-related requirements. This information helps customers understand relevant product characteristics, evaluate regulatory requirements and adopt appropriate handling practices.

Compliance measure	Application
Test certificates	Test certificates provide customers with product-specific test results and information against applicable quality or technical specifications.
Material Safety Data Sheets (MSDS)	MSDS communicate relevant hazard and precautionary information and provide guidance on the safe storage, handling and use of Runaya's products. They also help customers understand the measures to be followed in the event of accidental exposure, spillage or other safety incidents.
RoHS compliance documentation	RoHS documentation provides customers with information concerning conformity with applicable restrictions on the use of certain hazardous substances in electrical and electronic equipment.
REACH compliance documentation	REACH documentation provides information relevant to assessing alignment with applicable requirements governing chemical substances, including requirements relating to their registration, evaluation, authorisation and restriction.

By making this documentation available, Runaya supports informed product use, chemical-safety awareness and regulatory compliance across its customer relationships.

Transparency and accountability

Compliance is reinforced by transparent disclosure and stakeholder access to relevant information. While Runaya's compliance practices support adherence to applicable requirements, its transparency mechanisms provide stakeholders with greater visibility into its environmental, social and governance performance.

Runaya communicates with employees, customers, investors, suppliers and local communities through a combination of formal disclosures, digital communication and stakeholder-feedback channels. These communication and disclosure practices are supported by the following mechanisms:

- **ESG disclosure:** Periodic reporting on environmental and social performance, aligned with global standards
- **Information accessibility:** Real-time updates on key initiatives through digital platforms and social media
- **Stakeholder dialogue:** Formalised feedback channels that enable stakeholders to raise concerns, share perspectives and engage with Runaya
- **Reporting credibility:** Third-party assurance of key ESG indicators
- **Supply-chain traceability:** Blockchain-enabled pilots initiated in FY 2024–25 to support the verifiable tracking of sourcing practices

Together, these practices connect ESG disclosure with stakeholder participation, independent assurance and supply-chain traceability.

We manage our tax affairs responsibly and in accordance with applicable Indian tax laws, accounting standards and reporting requirements. Tax compliance and related risks are monitored through established finance, legal and audit processes and reported through the applicable governance channels. As a privately held Group operating in India, we do not publish detailed tax information beyond applicable statutory disclosure requirements. However, relevant tax records, filings and supporting documentation are maintained and made available to statutory authorities and auditors in accordance with applicable requirements.

Risk management

Runaya operates across manufacturing and critical material recovery businesses that are influenced by evolving regulations, changing market conditions, supply-chain dependencies, technological developments and climate-related uncertainties. Effective risk management is therefore integral to protecting business continuity, supporting informed decision-making and strengthening the Group's ability to create sustainable value.

Our approach is guided by Runaya's Risk Management Policy and an internal enterprise risk management framework, which establishes the overarching principles for identifying, evaluating, managing and monitoring risks across the Group. Our materiality assessment is taken into consideration during the risk assessment process. Risk considerations are embedded within business and operational decision-making, with oversight mechanisms designed to enable timely escalation of material issues and appropriate management response.

Our Approach to Risk Management

Runaya follows a structured approach centred on risk identification, assessment, ownership, mitigation and periodic review. The approach considers both existing and emerging risks that may influence our strategic objectives, operations, financial performance, people, environment and stakeholder relationships.

Risks are considered in the context of their potential likelihood and impact, alongside the effectiveness of existing controls and mitigation measures. The assessment process also considers changes in the external operating environment, including regulatory developments, resource availability, market dynamics, technological shifts and climate-related factors.

This enables the Group to maintain a forward-looking view of its risk landscape and strengthen preparedness as business conditions evolve.

Risk Governance and Oversight

Risk management at Runaya is supported by a defined governance hierarchy that promotes accountability across different levels of the organisation.

Board and Leadership Oversight

The Board provides overall direction on risk management and oversees material risks that may affect Runaya's strategy, performance and long-term resilience. The organisation's approach to risk appetite reflects the nature of its businesses, strategic priorities, regulatory obligations and commitment to responsible operations.

ESG Council Oversight

The ESG Council plays an important role in reviewing sustainability- and ESG-related risks and bringing relevant matters to the attention of senior leadership. The Council supports integration of environmental, social and governance considerations into business discussions and provides a platform for reviewing developments that may have implications for Runaya's operations and stakeholders.

Functional and operational ownership

Department and business leaders are responsible for managing risks within their respective areas, implementing appropriate controls and mitigation actions, and escalating material developments through the established governance process.

Risk appetite and responsible decision-making

Runaya recognises that risk is inherent to business and that effective management does not seek to eliminate all risk, but to ensure that exposures remain consistent with the organisation's strategic objectives, operational capabilities and values.

Our risk appetite is guided by the need to balance growth and innovation with operational resilience, regulatory compliance, financial discipline, safety and environmental responsibility. Areas involving legal and regulatory non-compliance, employee health and safety, ethical misconduct and significant environmental impact are approached with a high degree of caution and strong management oversight.

For other strategic and operational risks, management considers the potential value created alongside associated exposures and the adequacy of available controls before making decisions.

Building a risk-aware culture

Effective risk management extends beyond policies and governance structures. Runaya seeks to foster a culture in which employees and leaders remain alert to changes in the operating environment, identify potential risks early and take ownership of appropriate mitigation measures.

Risk awareness is reinforced through management reviews, functional discussions, compliance processes, operational controls and ESG governance mechanisms. This encourages risk considerations to be incorporated into day-to-day decision-making rather than being viewed as a standalone exercise.

As Runaya's businesses continue to evolve, we intend to progressively strengthen risk awareness and integration across functions, enabling a more consistent and proactive approach to managing uncertainty.

Our risk universe

Runaya considers risks across a broad range of areas that may affect the organisation's ability to achieve its objectives. These include:

- **Strategic and Business Risks:** Changes in market conditions, customer requirements, growth priorities and industry dynamics.
- **Operational and Business Continuity Risks:** Process disruptions, equipment reliability, availability of critical inputs and operational dependencies.
- **Financial Risks:** Cost volatility, financial exposures and factors that may affect business performance.
- **Environmental, Social and Governance Risks:** Environmental impacts, occupational health and safety, stakeholder relationships, ethical conduct and sustainability performance.
- **Regulatory and Compliance Risks:** Changes in laws, regulations and statutory requirements applicable to Runaya's operations.
- **Supply-Chain Risks:** Availability and pricing of critical raw materials, supplier concentration, logistics disruptions and responsible sourcing considerations.
- **Technology and Information Risks:** Increasing digitalisation, technology transition, AI and information-security considerations.
- **Climate-Related Risks:** Physical risks arising from extreme weather and longer-term climatic changes, as well as transition risks associated with policy, markets, technology and stakeholder expectations.

Key risks for Runaya

		Mitigation measures
Health, Safety and Environment 	Runaya's manufacturing and metal recovery activities require close management of workplace safety and environmental impacts. A failure in safety controls could affect employees and contractors, while an environmental incident could disrupt operations or result in regulatory action.	• Safety First culture across operations • Visible field leadership at plant level • Zero Harm with zero manhours lost included as a leadership KPI • ESG Council oversight of Runaya's carbon footprint • Progress towards the target of achieving 100% renewable energy by 2028
Stakeholder Relationships 	Runaya's operations depend on continued engagement with business partners and local communities, while engagement with statutory authorities is also important for maintaining operational continuity.	• CSR Committee oversight of community commitments • Engagement with business partners on agreed commitments • Engagement with statutory authorities on operational performance
Regulatory Compliance 	Runaya's operations are subject to environmental and other statutory requirements. Changes in these requirements may require updates to internal controls or operating processes, while delayed action could result in non-compliance or interrupt operations.	• Proactive monitoring of applicable requirements • Leadership review of identified compliance risks • Monitoring of agreed action plans • Zero tolerance for breaches of statutory requirements

Identification, Assessment and Mitigation

Risk identification is informed by business and functional inputs, changes in operating conditions, regulatory developments and emerging external trends. Material risks are assessed to understand their potential consequences and determine the adequacy of existing controls.

Mitigation measures are owned by the relevant functions and may include preventive controls, operational procedures, management reviews, compliance monitoring, technology interventions, business-continuity measures and stakeholder engagement.

The risk landscape is revisited yearly to consider whether changes in internal or external conditions require existing assessments or mitigation approaches to be updated.

Monitoring emerging risks

Runaya monitors emerging developments that may increasingly influence its operating environment, supply chains and long-term business resilience. The World Economic Forum's Global Risks Report 2026[7] highlights a global environment characterised by increasing geoeconomic fragmentation in the near term and intensifying environmental risks over the longer term. These trends have particular relevance for the metals and resource-recovery sector, where access to materials, energy, logistics infrastructure and resilient operations are closely interconnected.

Geoeconomic fragmentation and supply-chain disruption

Geopolitical tensions are increasingly translating into geoeconomic measures, including trade restrictions, export controls, tariffs and strategic competition over critical resources. The World Economic Forum identifies geoeconomic confrontation as the most significant global risk for 2026 and over the two-year horizon, reflecting increasing fragmentation of global trade, investment and supply chains.

This trend is particularly relevant to the metals and critical-materials sector. Concentration of mineral processing and refining capacity, increasing export restrictions and disruption to major shipping routes can affect the availability and pricing of metals, fuels, equipment and other industrial inputs. Recent developments in critical-mineral markets have further increased the strategic importance of diversified supply chains, domestic processing and recovery of materials from secondary sources.

Implications for Runaya

For Runaya, prolonged geopolitical or geoeconomic disruption could result in:

- Volatility in the availability and cost of critical raw materials, fuels, consumables, equipment and technology
- Disruption to inbound and outbound logistics due to interruptions along international or domestic supply routes
- Higher freight, energy and commodity costs affecting operating margins
- Increased lead times for imported equipment, spares or specialised technologies
- Changes in customer and supplier markets arising from trade restrictions or shifting regional supply chains
- Increasing strategic importance of domestic resource recovery and secondary materials as industries seek to reduce dependence on concentrated primary supply chains

Given Runaya's position within the metal recovery and circular-material ecosystem, these developments represent both a resilience risk and an opportunity to strengthen the role of domestically recovered materials within industrial value chains.

Mitigation measures

Runaya seeks to strengthen resilience to geopolitical and supply-chain disruptions through:

- Periodic monitoring of geopolitical, trade and commodity-market developments
- Identification of critical supplier, material, technology and logistics dependencies
- Diversification of suppliers and sourcing channels for critical inputs, where feasible
- Development of alternative logistics and transportation arrangements
- Maintenance of appropriate inventory levels for critical materials and operating supplies
- Increased engagement with key suppliers to understand and manage potential disruptions
- Greater emphasis on domestic sourcing and circular recovery of materials where technically and commercially viable
- Evaluation of emerging technologies and supply alternatives to reduce dependency on concentrated sources

Extreme weather, water availability and operational resilience

Extreme weather remains one of the most significant long-term global risks. The World Economic Forum ranks extreme weather events as the most severe global risk over the 10-year horizon, while also highlighting the growing vulnerability of critical infrastructure to flooding, prolonged drought and other weather-related disruptions.

For industrial and metal-processing businesses, these risks extend beyond direct physical damage. Extreme rainfall, flooding, changing precipitation patterns and pressure on natural resources can disrupt transport and utilities, affect access to operating sites, increase maintenance requirements and influence the availability of water required for industrial processes.

Runaya's site-level assessments indicate that the nature of exposure differs across its operating locations. Jharsuguda and Silvassa are exposed to risks associated with heavy rainfall and flooding, while changing rainfall patterns and high-water stress at Chanderiya may influence the reliability and availability of water resources over time.

Implications for Runaya

Increasing variability in weather and resource availability may lead to:

- Temporary disruption of operations due to flooding or restricted access to plant locations
- Damage or water ingress affecting equipment, utilities, storage areas and supporting infrastructure
- Delays in transportation of raw materials and finished products
- Increased maintenance, drainage and infrastructure-resilience requirements
- Variability in water availability, particularly at sites operating in water-stressed locations
- Increased competition for water between industrial, agricultural and community requirements



7 https://reports.weforum.org/docs/WEF_Global_Risks_Report_2026.pdf

- Greater operating costs associated with water sourcing, treatment, recycling or alternative supply arrangements
- Potential impacts on workforce health and productivity during periods of extreme heat

The combination of physical disruption and increasing resource constraints could therefore affect operating continuity and costs.

Mitigation measures

Runaya continues to strengthen resilience through site-specific operational and resource-management measures, including:

- Periodic assessment of flood, rainfall and water-related vulnerabilities at operating locations
- Strengthening of drainage and dewatering arrangements in areas exposed to heavy rainfall
- Protection of critical equipment, utilities and infrastructure against potential water ingress
- Emergency preparedness and business-continuity planning for weather-related disruptions
- Monitoring of water withdrawal, consumption and changing water-risk conditions across sites
- Strengthening water efficiency, reuse and recycling to reduce dependence on freshwater resources
- Assessment of alternative and resilient water-supply options at water-stressed locations
- Monitoring of rainfall patterns and local water availability, particularly at Chanderiya
- Integration of physical and resource-related risks into future operational and infrastructure planning
- Measures to manage employee exposure to extreme heat and associated occupational-health risks

Understanding opportunities to ensure business resilience

Runaya's approach to risk management extends beyond managing downside exposure. Changes in regulation, resource availability, technology, customer expectations and sustainability requirements can also create opportunities to strengthen operational efficiency, develop new capabilities and enhance long-term competitiveness.

For Runaya, these opportunities are particularly relevant to its circular business model. Growing emphasis on critical mineral recovery, resource efficiency, lower-carbon production and responsible supply chains is increasing the strategic importance of recovering valuable materials from industrial residues and returning them to productive use.

This creates opportunities to strengthen material recovery efficiency, reduce resource dependency, adopt cleaner technologies, improve energy performance and deepen partnerships with customers seeking more circular and lower-carbon solutions. Emerging regulatory and market developments may also support demand for greater traceability, environmental performance and responsible sourcing across industrial value chains.

By considering risks and opportunities together, Runaya seeks to use changing market and sustainability trends not only to strengthen resilience, but also to inform investment priorities, technology choices and new avenues for responsible growth.

Runaya Metsource Limited: Performance snapshot

Environment indicators

Category	Indicator	UoM	FY 2023-24	FY 2024-25	FY 2025-26
Energy	Non-renewable energy consumption	GJ	69,881.43	9,031,126.63	**4,138.04**
	Renewable energy consumption	GJ	6,364.30	298.2	**49,581.06**
GHG emissions	Scope 1	tCO_2e	0	9,933.6	**16,764.33**
	Scope 2	tCO_2e	5,118	10,317	**1,353.8**
	Scope 3	tCO_2e	-	90,516.58	**89,958.04**
	Cat 1	tCO_2e	-	83,268.86	**83,042.58**
	Cat 2	tCO_2e	-	370.62	**324.26**
	Cat 3	tCO_2e	-	5,108.58	**4,140.09**
	Cat 4	tCO_2e	-	555.10	**630.39**
	Cat 5	tCO_2e	-	-	**31.96**
	Cat 6	tCO_2e	-	40.09	**42.17**
	Cat 7	tCO_2e	-	37.13	**54.83**
	Cat 9	tCO_2e	-	1,136.20	**1,691.77**
Water	Water withdrawal	kL	26,879.05	34,547.80	**55,251.35**
Waste	Hazardous waste disposed	MT	-	-	**9.83**
	Non hazardous waste disposed	MT	11.2	217.5	**135.54**

Social indicators

Category	Indicator	UoM	FY 2023-24	FY 2024-25	FY 2025-26
Talent attraction and retention	New Hires by Age	<30	-	19	**22**
		30-50	-	5	**8**
		>50	-	0	**0**
	Total Attrition By Age	<30	-	15	**24**
		30-50	-	2	**3**
		>50	-	0	**1**

	Average Women Salary	Average Men salary	No. of Women	No. of Men	Ratio (Men/ Women)
Executive Level (Base Salary)	1,57,28,753	80,24,347	1	7	**0.51**
Executive Level (Base Salary + Other Cash Incentives)	4,17,50,600	1,77,59,128	1	7	**0.43**
Management Level (Base Salary)	9,65,495	11,85,633	46	42	**1.23**
Management Level (Base Salary + Other Cash Incentives)	14,65,899	19,38,449	46	42	**1.32**

Governance indicators

KPI for supplier assessment and development	FY 2025-26
Number of unique significant suppliers	2
Number of unique significant suppliers supported with development measures	0
Number of unique significant suppliers assessed via desk assessments/on-site assessments	2
Number of unique significant suppliers assessed with substantial actual/ potential negative impacts	0
Number of unique significant suppliers with substantial actual/potential negative impacts with agreed corrective action/improvement plan	0
Number of unique significant suppliers with substantial actual/potential negative impacts that were terminated	0

GRI Index

GRI Standard	Disclosure	Reported / Not Reported	Location	Page No.
2-1	Organizational details	Reported	An overview of Runaya	6
2-2	Entities included in the organization's sustainability reporting	Reported	About the report	4
2-3	Reporting period, frequency and contact point	Reported	About the report	4
2-4	Restatements of information	Reported	About the report	4
2-5	External assurance	Reported	About the report	4
2-6	Activities, value chain and other business relationships	Reported	An overview of Runaya	6
2-7	Employees	Reported	Social->Diversity and inclusion	63
2-8	Workers who are not employees	Reported	Social->Diversity and inclusion	63
2-9	Governance structure and composition	Reported	Governance->Board structure, diversity and oversight	92
2-10	Nomination and selection of the highest governance body	Not Reported		
2-11	Chair of the highest governance body	Reported	Governance->Board experience	94
2-12	Role of the highest governance body in overseeing the management of impacts	Reported	Governance->Corporate structure	92
2-13	Delegation of responsibility for managing impacts	Reported	Governance->Corporate structure	92
2-14	Role of the highest governance body in sustainability reporting	Reported	Governance->ESG governance	96
2-15	Conflicts of interest	Reported	Governance->Code of Conduct and Business Ethics	98

GRI Standard	Disclosure	Reported / Not Reported	Location	Page No.
2-16	Communication of critical concerns	Reported	Governance->Code of Conduct and Business Ethics	98
2-17	Collective knowledge of the highest governance body	Reported	Governance->Board experience	94
2-18	Evaluation of the performance of the highest governance body	Not Reported		
2-19	Remuneration policies	Reported	Governance->Compensation for leadership	94
2-20	Process to determine remuneration	Not Reported		
2-21	Annual total compensation ratio	Reported	Governance->Compensation for leadership	94
2-22	Statement on sustainable development strategy	Reported	A Message from our Leadership	18
2-23	Policy commitments	Reported	Governance->Business ethics	96
2-24	Embedding policy commitments	Reported	Governance->Business ethics	96
2-25	Processes to remediate negative impacts	Reported	Governance->Code of Conduct and Business Ethics	98
2-26	Mechanisms for seeking advice and raising concerns	Reported	Governance->Code of Conduct and Business Ethics	98
2-27	Compliance with laws and regulations	Reported	Governance->Regulatory compliance	105
2-28	Membership associations	Not Reported		
2-29	Approach to stakeholder engagement	Reported	Stakeholder Engagement	26
2-30	Collective bargaining agreements	Reported	Social->Labour practices and human rights	77
3-1	Process to determine material topics	Reported	Double Materiality Assessment	28
3-2	List of material topics	Reported	Double Materiality Assessment	28
3-3	Management of material topics	Reported	Double Materiality Assessment	28
201-1	Direct economic value generated and distributed	Not Reported		
201-2	Financial implications and other risks and opportunities due to climate change	Reported	Environment->Climate risk management	53
201-3	Defined benefit plan obligations and other retirement plans	Reported	Social->Talent attraction and retention	68
201-4	Financial assistance received from government	Reported	Governance->Code of Conduct and Business Ethics	98
202-1	Ratios of standard entry-level wage by gender compared to local minimum wage	Not Reported		
202-2	Proportion of senior management hired from the local community	Not Reported		
203-1	Infrastructure investments and services supported	Reported	Social->Communities	84
203-2	Significant indirect economic impacts	Reported	Social->Communities	84
204-1	Proportion of spending on local suppliers	Not Reported		
205-1	Operations assessed for risks related to corruption	Reported	Governance->Code of Conduct and Business Ethics	98
205-2	Communication and training about anti-corruption policies and procedures	Reported	Governance->Code of Conduct and Business Ethics	98
205-3	Confirmed incidents of corruption and actions taken	Reported	Governance->Code of Conduct and Business Ethics	98

GRI Standard	Disclosure	Reported / Not Reported	Location	Page No.
206-1	Legal actions for anti-competitive behavior, anti-trust, and monopoly practices	Reported	Governance->Code of Conduct and Business Ethics	98
207-1	Approach to tax	Reported	Governance->Regulatory compliance	105
207-2	Tax governance, control, and risk management	Not Reported		
207-3	Stakeholder engagement and management of concerns related to tax	Not Reported		
207-4	Country-by-country reporting	Not Reported		
101-1	Policies to halt and reverse biodiversity loss	Reported	Environment->Biodiversity	57
101-2	Management of biodiversity impacts	Reported	Environment->Biodiversity	57
101-3	Access and benefit-sharing	Not Reported		
101-4	Identification of biodiversity impacts	Reported	Environment->Biodiversity	57
101-5	Locations with biodiversity impacts	Reported	Environment->Biodiversity	57
101-6	Direct drivers of biodiversity loss	Reported	Environment->Biodiversity	57
101-7	Changes to the state of biodiversity	Not Reported		
101-8	Ecosystem services	Reported	Environment->Biodiversity	57
301-1	Materials used by weight or volume	Reported	Environment->Materials	40
301-2	Recycled input materials used	Reported	Environment->Materials	40
301-3	Reclaimed products and their packaging materials	Not Reported		
302-1	Energy consumption within the organization	Reported	Environment->Energy management	44
302-2	Energy consumption outside of the organization	Not Reported		

GRI Standard	Disclosure	Reported / Not Reported	Location	Page No.
302-3	Energy intensity	Reported	Environment->Energy management	44
302-4	Reduction of energy consumption	Reported	Environment->Energy management	44
302-5	Reductions in energy requirements of products and services	Reported	Environment->Energy management	44
303-1	Interactions with water as a shared resource	Reported	Environment->Water stewardship	55
303-2	Management of water discharge-related impacts	Reported	Environment->Water stewardship	55
303-3	Water withdrawal	Reported	Environment->Water stewardship	55
303-4	Water discharge	Reported	Environment->Water stewardship	55
303-5	Water consumption	Reported	Environment->Water stewardship	55
305-1	Direct (Scope 1) GHG emissions	Reported	Environment->GHG emissions	46
305-2	Energy indirect (Scope 2) GHG emissions	Reported	Environment->GHG emissions	46
305-3	Other indirect (Scope 3) GHG emissions	Reported	Environment->GHG emissions	46
305-4	GHG emissions intensity	Reported	Environment->GHG emissions	46
305-5	Reduction of GHG emissions	Reported	Environment->GHG emissions	46
305-6	Emissions of ozone-depleting substances (ODS)	Not Reported		
305-7	Nitrogen oxides (NOx), sulfur oxides (SOx), and other significant air emissions	Reported	Environment->Air quality	53

GRI Standard	Disclosure	Reported / Not Reported	Location	Page No.
306-1	Waste generation and significant waste-related impacts	Reported	Environment->Waste management	40
306-2	Management of significant waste-related impacts	Reported	Environment->Waste management	40
306-3	Waste generated	Reported	Environment->Waste management	40
306-4	Waste diverted from disposal	Reported	Environment->Waste management	40
306-5	Waste directed to disposal	Reported	Environment->Waste management	40
308-1	New suppliers that were screened using environmental criteria	Not Reported		
308-2	Negative environmental impacts in the supply chain and actions taken	Not Reported		
401-1	New employee hires and employee turnover	Reported	Social->Talent attraction and retention	68
401-2	Benefits provided to full-time employees that are not provided to temporary or part-time employees	Reported	Social->Talent attraction and retention	68
401-3	Parental leave	Reported	Social->Talent attraction and retention	68
402-1	Minimum notice periods regarding operational changes	Not Reported		
403-1	Occupational health and safety management system	Reported	Social->Health and safety	73
403-2	Hazard identification, risk assessment, and incident investigation	Reported	Social->Health and safety	73
403-3	Occupational health services	Reported	Social->Health and safety	73
403-4	Worker participation, consultation, and communication on occupational health and safety	Reported	Social->Health and safety	73
403-5	Worker training on occupational health and safety	Reported	Social->Health and safety	73
403-6	Promotion of worker health	Reported	Social->Health and safety	73
403-7	Prevention and mitigation of occupational health and safety impacts directly linked by business relationships	Reported	Social->Health and safety	73
403-8	Workers covered by an occupational health and safety management system	Reported	Social->Health and safety	73
403-9	Work-related injuries	Reported	Social->Health and safety	73
403-10	Work-related ill health	Reported	Social->Health and safety	73
404-1	Average hours of training per year per employee	Reported	Social->Talent attraction and retention	68
404-2	Programs for upgrading employee skills and transition assistance programs	Reported	Social->Talent attraction and retention	68
404-3	Percentage of employees receiving regular performance and career development reviews	Reported	Social->Talent attraction and retention	68
405-1	Diversity of governance bodies and employees	Reported	Social->Diversity and inclusion	63
405-2	Ratio of basic salary and remuneration of women to men	Reported	Social->Diversity and inclusion	63
406-1	Incidents of discrimination and corrective actions taken	Reported	Social->Diversity and inclusion	63
407-1	Operations and suppliers in which the right to freedom of association and collective bargaining may be at risk	Reported	Social->Labour practices and human rights	77
408-1	Operations and suppliers at significant risk for incidents of child labor	Reported	Social->Labour practices and human rights	77
409-1	Operations and suppliers at significant risk for incidents of forced or compulsory labor	Reported	Social->Labour practices and human rights	77

GRI Standard	Disclosure	Reported / Not Reported	Location	Page No.
410-1	Security personnel trained in human rights policies or procedures	Reported	Social->Labour practices and human rights	77
411-1	Incidents of violations involving rights of indigenous peoples	Not Reported		
413-1	Operations with local community engagement, impact assessments, and development programs	Not Reported		
413-2	Operations with significant actual and potential negative impacts on local communities	Not Reported		
414-1	New suppliers that were screened using social criteria	Not Reported		
414-2	Negative social impacts in the supply chain and actions taken	Not Reported		
415-1	Political contributions	Reported	Governance->Code of Conduct and Business Ethics	98
416-1	Assessment of the health and safety impacts of product and service categories	Not Reported		
416-2	Incidents of non-compliance concerning the health and safety impacts of products and services	Not Reported		
417-1	Requirements for product and service information and labeling	Reported	Social->Customer relations	83
417-2	Incidents of non-compliance concerning product and service information and labeling	Reported	Social->Customer relations	83
417-3	Incidents of non-compliance concerning marketing communications	Not Reported		
418-1	Substantiated complaints concerning breaches of customer privacy and losses of customer data	Reported	Social->Customer relations	83

Glossary

Abbreviation	Full form
AI	Artificial Intelligence
ARP	Aramid Reinforced Plastic
CAGR	Compound Annual Growth Rate
CEA	Central Electricity Authority
CEMS	Continuous Emissions Monitoring System
CEO	Chief Executive Officer
CETC	Continuing Education & Training Centre, Bangalore
CFO	Chief Financial Officer
CO_2	Carbon Dioxide
CSR	Corporate Social Responsibility
CSA	Corporate Sustainability Assessment
DEFRA	Department for Environment, Food and Rural Affairs
DEI	Diversity, Equity and Inclusion
DMA	Double Materiality Assessment
DJSI	Dow Jones Sustainability Indices
EAA	Ethylene Acrylic Acid
EIA	Environmental Impact Assessment
ENCORE	Exploring Natural Capital Opportunities, Risks and Exposure
EPF	Employees' Provident Fund
ESG	Environmental, Social and Governance
ESI	Employees' State Insurance
ESIC	Employees' State Insurance Corporation
ETP	Effluent Treatment Plant
FRP	Fibre Reinforced Plastic
FTE	Full-Time Equivalent
FY	Financial Year
GBF	Global Biodiversity Framework
GHG	Greenhouse Gas
GJ	Gigajoule
GRI	Global Reporting Initiative
HIRA	Hazard Identification and Risk Assessment
HIRADEC	Hazard Identification, Risk Assessment and Determining Controls
HR	Human Resources
HRDD	Human Rights Due Diligence
HSD	High-Speed Diesel

Abbreviation	Full form
HSE	Health, Safety and Environment
HZL	Hindustan Zinc Limited
IBAT	Integrated Biodiversity Assessment Tool
ICP	Internal Carbon Pricing
IEA	International Energy Agency
IIT	Indian Institute of Technology
IIM	Indian Institute of Management
ILO	International Labour Organization
IPCC	Intergovernmental Panel on Climate Change
ISO	International Organization for Standardization
IT	Information Technology
JV	Joint Venture
kg	Kilogram
km	Kilometre
KPI	Key Performance Indicator
kL	Kilolitre
kW	Kilowatt
kWh	Kilowatt-hour
LDO	Light Diesel Oil
LGBTQIA+	Lesbian, Gay, Bisexual, Transgender, Queer or Questioning, Intersex, Asexual and other identities
LTIP	Long-Term Incentive Plan
M&A	Mergers and Acquisitions
MS	Mild Steel
MSDS	Material Safety Data Sheet
MSME	Micro, Small and Medium Enterprise
MT	Metric Tonne
NEU	Northeastern University
NIT	National Institute of Technology
NOx	Nitrogen Oxides
NMP	Non-Metallic Particles
NZE 2050	Net Zero Emissions by 2050 Scenario
OECD	Organisation for Economic Co-operation and Development
ODS	Ozone-Depleting Substances
OHS	Occupational Health and Safety
PF Cake	Press Filter Cake
PLC	Programmable Logic Controller
PM	Particulate Matter

Abbreviation	Full form
PM2.5	Particulate Matter with a diameter of 2.5 micrometres or less
PM10	Particulate Matter with a diameter of 10 micrometres or less
POSH	Prevention of Sexual Harassment
PPA	Power Purchase Agreement
PPE	Personal Protective Equipment
Pvt. Ltd.	Private Limited
REACH	Registration, Evaluation, Authorisation and Restriction of Chemicals
REC	Renewable Energy Certificate
RGSSPL	Runaya Green Sustainable Solutions Private Limited
RGTPL	Runaya Green Tech Private Limited
RIICO	Rajasthan State Industrial Development and Investment Corporation
RML	Runaya Metsource LLP
RoHS	Restriction of Hazardous Substances
RPL	Runaya Private Limited
RRL	Runaya Refining LLP
SAQ	Self-Assessment Questionnaire
S&P	Standard & Poor's
SBTN	Science Based Targets Network
SCADA	Supervisory Control and Data Acquisition
SDG	Sustainable Development Goal
SOx	Sulphur Oxides
SSCM	Sustainable Supply Chain Management
SSP2-4.5	Shared Socioeconomic Pathway 2-4.5
SSP5-8.5	Shared Socioeconomic Pathway 5-8.5
STEM	Science, Technology, Engineering and Mathematics
STEPS	Stated Policies Scenario
tCO_2e	Tonnes of Carbon Dioxide Equivalent
TEFR	Techno-Economic Feasibility Report
TNFD	Taskforce on Nature-related Financial Disclosures
UN	United Nations
UNGPs	United Nations Guiding Principles on Business and Human Rights
UV	Ultraviolet
VFD	Variable Frequency Drive
WEF	World Economic Forum
WRI	World Resources Institute
WWF	World Wide Fund for Nature
ZLD	Zero Liquid Discharge

Assurance Statement

Indian Register Quality Systems

ISSPL LIMITED

Independent Assurance Statement

RUNAYA

Assurance Statement on the Sustainability report prepared in reference with Global reporting initiative 2021 of Runaya

For

Reporting Period:

April 01, 2025 – March 31, 2026

Assurance Statement No.:
IRQS/254201408

Indian Register Quality Systems
[A Division of ISSPL Limited (formerly known as IRCLASS Systems and Solutions Limited and IRCLASS Systems and Solutions Private Limited)]
Head Office: 52A, Adi Shankaracharya Marg, Opp. Powai Lake, Powai, Mumbai - 400 072, India. Phone no.: +91 22 71190800
Website: www.irqs.co.in, www.isspl.com CIN: U74120MH2014PLC254091

Introduction and Objective of Work

INDIAN REGISTER QUALITY SYSTEMS (IRQS) was engaged by **Runaya** (hereinafter referred to as "Runaya" or "the Company") to conduct an **independent limited assurance engagement** on the sustainability parameters disclosed in its Sustainability Report, prepared with reference to the **Global Reporting Initiative (GRI) Standards**. The assurance covers the reporting period from **01 April 2025 to 31 March 2026** and forms part of the Company's annual disclosures. This assurance statement applies to the related information included within the scope of work described below.

The selection of reporting criteria (**GRI Standards 2021**), determination of the reporting boundary, definition of the reporting period, monitoring and measurement of data, and the preparation and presentation of sustainability disclosures are the sole responsibility of the management of **Runaya** ("the Company"). **Indian Register Quality Systems (IRQS)** was not involved in the development of the disclosures or in the preparation of the underlying data. Our responsibility is limited to providing **independent limited assurance** on the selected sustainability information for the reporting period **01 April 2025 to 31 March 2026**.

Materiality for the purpose of this assurance engagement was determined based on both quantitative thresholds (relative significance of reported data to the organization's overall environmental and social footprint) and qualitative factors (relevance to stakeholders, regulatory significance, and risk exposure). Misstatements, including omissions, are considered material if they could reasonably be expected to influence the decisions of intended users based on the Sustainability Report.

Intended User

This assurance statement is made solely for **Runaya and its stakeholders** as per the governing contractual terms and conditions of the assurance engagement contract between **Runaya** and **Indian Register Quality Systems (IRQS)**.

To the extent that the law permits, we owe no responsibility and do not accept any liability to any party other than **Runaya** for the work we have performed for this assurance report or our conclusions stated in the paragraph below.

Scope of Work (Reference to GRI Standards)

- Verify that the data and information included in the Sustainability Report for the period **01.04.2025 to 31.03.2026** are fairly presented and free from material misrepresentation, with reference to the relevant **Global Reporting Initiative (GRI) Standards 2021**.
- Assess the appropriateness and robustness of the underlying reporting systems and processes used by **Runaya** to collect, analyze, consolidate, and review the disclosed sustainability information.
- Ensure that the Sustainability Report aligns with the **GRI Reporting Principles** (accuracy, balance, clarity, comparability, verifiability, and timeliness) and the relevant **GRI Standards 2021** disclosures applicable to the organization's operations.

Reporting Criteria

The assurance covers GRI disclosures for the reporting period **01/04/2025 – 31/03/2026** across the following reporting entities and locations:

1. **Runaya Private Limited (RPL)** – Galonda Village, Survey No. 374/1, Silvassa – 396230, Dadra and Nagar Haveli

2. **Runaya Refining LLP (RRL)** – At. C/o. Sterlite Technologies Ltd., Burkhamunda, PO. Kalimandir Road, Jharsuguda, Odisha

3. **Runaya Green Sustainable Solutions Pvt. Ltd.** – Khasara No. 24, 25, 28–30, 35–39, PO Dariba, Teh. Railmangra Dariba, Rajsamand, Rajasthan – 313211
4. **Runaya Greentech Pvt. Ltd.** – Khasra No. 1295/1324/1325, Village Biliya, Tehsil Chittorgarh, District Chittorgarh, Rajasthan – 312001.

The assurance includes verification of the selected material topics:

- Climate-related Risks - GHG (Scope 1 and Scope 2)
- Water Management
- Energy Consumption
- Waste Management
- Corporate Social Responsibility (CSR)
- Occupational Health & Safety
- Supply Chain Management
- Ethics & Anti-Corruption

This engagement covers selected GRI 2: General Disclosures and the topic-specific GRI Standards listed in the table below, as identified through Runaya's materiality assessment. Disclosures not listed in the table, or for which data was unavailable, omitted, or not applicable, are outside the scope of this assurance engagement and are excluded in accordance with the limitations set out below.

The assurance was conducted at a **Limited Assurance** level for the Sustainability Report prepared with reference to the **Global Reporting Initiative (GRI) Standards 2021**.

Sr. No.	Attribute	Parameter
1	**Climate-related Risks & Carbon Emissions (Refer GRI 201-2 & GRI 305)**	**The total Scope 1 Emissions** reported include direct GHG emissions from operations under the organization's control. The emissions are calculated and reported in **carbon dioxide equivalent (CO_2e)** in accordance with the **Greenhouse Gas (GHG) Protocol.**
		The **total Scope 2 Emissions** represent indirect greenhouse gas (GHG) emissions associated with the consumption of purchased electricity. Emissions are reported in **carbon dioxide equivalent (CO_2e)**, where applicable. Scope 2 emissions have been quantified using the **location-based approach,** in accordance with GRI 305-2 and the Greenhouse Gas (GHG) Protocol.
		Greenhouse gas emissions may be quantified in accordance with the **Greenhouse Gas Protocol: A Corporate Accounting and Reporting Standard** & The **emission factors** used for the calculation of Scope 1 & Scope 2 emissions have been sourced from relevant references, including **DEFRA 2025, CEA General Review Report 2025**, as applicable to the respective emission sources and categories
		GHG Emission Intensity: GHG emission intensity is reported as $kgCO_2e$ per MT of goods sold ($kgCO_2e$/MT)**,** calculated based on the total applicable GHG emissions and the quantity of goods sold during the reporting period.
2	**Water Management (Refer GRI 303)**	**Water Withdrawal in kL**
		i. Surface Water
		ii. Groundwater
		iii. Third-Party Sources

		Total Water Withdrawal
		Water Consumption in kL
		Water Recycled and Reused in kL
		Water Discharge in kL
		Water intensity is reported as **litres per MT of goods sold (Litre/MT)**, calculated based on the applicable water consumption and the quantity of goods sold during the reporting period.
3	**Energy Management (Refer GRI 302)**	**Energy consumption within the organization:** Fuel and electricity consumption, reported in GJ.
		Energy consumption outside the organization: Applicable energy consumption, where reported.
		Energy Use Intensity (EUI)
		Total energy consumption: Renewable and non-renewable energy consumption.
		Energy intensity: Total energy consumption per **MT of goods sold (GJ/MT)**
		Renewable energy: Renewable energy consumption and its percentage of total energy consumption.
4	**Waste & Hazardous Material Management (Refer GRI -306)**	Plastic waste (A).
		E-waste (B).
		Bio-medical waste (C).
		Construction and demolition waste (D).
		Battery waste (E).
		Radioactive waste (F).
		Other hazardous waste, if any (G).
		Other non-hazardous waste generated (H), with break-up by composition, where applicable.
		Total waste generated (A + B + C + D + E + F + G + H)
5	**Corporate Social Responsibility (Refer GRI 413)**	Community investment and CSR initiatives.
		Programmes related to education, healthcare, community wellbeing and environmental awareness.
		Stakeholder engagement and local community development initiatives.
6	**Occupational Health & Safety (Refer GRI 403)**	OHS management system (ISO 45001:2018, legal requirements, Responsible Care)
		Hazard identification, risk assessment and incident investigation
		Worker participation, consultation, and communication
		OHS training and promotion of worker health
		Work-related injuries/ill health (fatalities, high-consequence, recordable)
		% of workforce covered by OHS management system
7	**Supply Chain Management (Refer GRI 414)**	Supplier onboarding and assessment.
		Vendor Code of Conduct.
		Responsible procurement practices.
		Supplier ESG compliance and engagement.
		Supplier performance monitoring across the value chain.
8	**Ethics & Anti-Corruption (Refer GRI**	Anti-Bribery and Anti-Corruption Policy.
		Code of Conduct.

	205)	Communication and training on anti-corruption.
		Whistleblower mechanism.
		Compliance with applicable laws and regulations.
		Confirmed incidents of corruption and actions taken.

Assurance Standards Used

Indian Register Quality Systems (IRQS) conducted **Limited Assurance** of the **FY 2025–26 Sustainability Report of Runaya** with reference to the **Global Reporting Initiative (GRI) Standards 2021** for sustainability reporting. The engagement was carried out following the requirements of **ISAE 3000 (Revised)** to provide independent assurance on the selected non-financial disclosures related to the environmental, social, and governance (ESG) performance presented in the Sustainability Report.

The engagement included evaluation of data management systems, review of supporting evidence, verification of calculations, assessment of reporting processes and testing of selected disclosures to determine whether the sustainability information has been prepared, in all material respects, **with reference to the Global Reporting Initiative (GRI) Standards 2021** and the applicable reporting criteria.

Scope, Boundary and Limitations of Assurance

The scope of this assurance engagement covers the sustainability performance and non-financial disclosures (both General and Topic-Specific) of **Runaya** for the reporting period **01 April 2025 to 31 March 2026**, prepared with reference to the **Global Reporting Initiative (GRI) Standards 2021**.

Reporting Boundary

The assurance engagement is limited to the following reporting entities and locations included within the defined reporting boundary:

Reporting Entity: Runaya Private Limited (RPL)

- Galonda Village, Survey No. 374/1, Silvassa – 396230, Dadra and Nagar Haveli

Reporting Entity: Runaya Refining LLP (RRL)

- At. C/o. Sterlite Technologies Ltd., Burkhamunda, PO. Kalimandir Road, Jharsuguda, Odisha

Reporting Entity: Runaya Green Sustainable Solutions Pvt. Ltd.

- Khasara No. 24, 25, 28–30, 35–39, PO Dariba, Teh. Railmangra Dariba, Rajsamand, Rajasthan – 313211

Reporting Entity: Runaya Greentech Pvt. Ltd.

- Khasra No. 1295/1324/1325, Village Biliya, Tehsil Chittorgarh, District Chittorgarh, Rajasthan – 312001

The consolidation of data across the above reporting entities has been undertaken by Runaya on an **operational control basis**, consistent with the approach applied in the Company's Sustainability Report and GRI 2-1 and GRI 2-2 disclosures.

The review of sustainability performance and non-financial disclosures applies only to the reporting entities and locations stated above and included within the defined reporting boundary of the Sustainability Report.

The reported qualitative and quantitative information was assessed through the review of supporting documentation, management records, source data, calculations and evidence maintained by Runaya. Selected non-financial data and disclosures were verified through sampling techniques, interviews with responsible personnel,

review of management systems, and examination of supporting evidence.

Indian Register Quality Systems (IRQS) evaluated the methodologies, assumptions, calculation approaches, emission factors, reporting processes and data consolidation methods used by Runaya for monitoring, quantifying, consolidating, and reporting sustainability performance indicators and found them to be consistent with the applicable reporting criteria and the Global Reporting Initiative (GRI) Standards 2021, where referenced.

The assurance engagement was conducted in accordance with the applicable requirements of **International Standard on Assurance Engagements (ISAE) 3000 (Revised).** The assurance process also included an Independent Technical Review to ensure the appropriateness of the assurance approach, conclusions, and compliance with the applicable assurance requirements.

Limitations of Assurance

The assurance engagement was limited to the scope defined in this assurance statement and excludes the following:

- Data and information related to the Company's **financial statements and financial performance** disclosures.
- Activities, events, transactions, and practices occurring outside the reporting period **of 01 April 2025 to 31 March 2026.**
- Forward-looking statements, **future commitments, projections, targets, aspirations, strategic plans, expressions of opinion, belief, or intent** made by the Company.
- Any information relating to **assets, entities, joint ventures, or operations** that are outside the defined reporting boundary of the Runaya Sustainability Report.
- Any disclosures or indicators for which data was **unavailable, omitted, or excluded** from the Sustainability Report in accordance with the Global Reporting Initiative (GRI) Standards 2021.

The assurance opinion is based on the information, data, records and supporting evidence made available to **Indian Register Quality Systems (IRQS)** during the course of the assurance engagement. Non-financial data is subject to inherent limitations associated with estimation techniques, measurement methodologies and reporting practices.

Methodology Adopted for Assurance

The sustainability assurance process conducted by **Indian Register Quality Systems (IRQS)** involves structured procedures to obtain sufficient evidence regarding the accuracy, completeness and reliability of data and information provided by **Runaya** for sustainability disclosures. The nature, timing, and extent of the procedures are determined based on the data provided, associated risks with material topics and their relevance for the reporting period **FY 2025–26**. The internal strategy and operational context of the organization were considered while designing assurance procedures and validating their appropriateness.
As part of the **Limited Assurance engagement**, the following methodology and activities were undertaken:

1. **Assessment of Report Preparation**
   - Evaluated whether the sustainability report was prepared with reference to **GRI 2021 Standards** applicable to **Runaya**.
   - Reviewed the appropriateness of assumptions used for data estimation.
   - Verified that disclosures were accurate and free from misrepresentation within the scope of assurance.
2. **Framework and Principles Review**
   - Assessed adherence to GRI reporting principles, including **Materiality, Inclusivity and Responsiveness**,

and evaluated the stakeholder engagement process.

- Reviewed systems used for compiling, reporting and analysing sustainability performance data at both corporate and operational levels.

3. **Data Verification and Reliability Assessment**
   - Verified systems and procedures used for quantification, collation and analysis of sustainability disclosures.
   - Conducted **sample-based verification** of key performance data from the corporate office and operational units through **online interactions**.
   - Assessed month-wise data for reliability, accuracy and consistency.
   - Performed an audit trail of claims and data streams to ensure proper collection, transcription, and aggregation.

4. **Stakeholder Engagement and Materiality Assessment**
   - Reviewed stakeholder identification and selection processes.
   - Assessed the development and execution of strategies related to material topics and stakeholder concerns, including performance measurement, target setting and governance.
   - Reviewed the materiality assessment process and the organization's responsiveness to stakeholder feedback.

5. **Gap Analysis and Observations**
   - Conducted gap assessments of current sustainability reporting practices against GRI Standards and Limited Assurance requirements.
   - Reviewed policies, plans and practices related to Environmental, Social, and Governance (ESG) commitments.
   - Ensured that the report provides a balanced representation of both positive and negative contributions toward sustainability goals.
   - Classified observations and findings and issued the Limited Assurance Statement based on the GRI framework.

6. **Online Verification**
   - Conducted verification of sustainability performance data remotely through digital evidence, online document review and virtual discussions with responsible personnel at the corporate office and operational units.
   - Verified processes, systems, and reporting practices against the defined scope of assurance.

7. **Final Review and Assurance**
   - Tested reliability and accuracy of select key performance disclosures on a sample basis.
   - Reviewed compilation processes for non-financial disclosures at corporate and operational levels.
   - Classified findings and issued the Limited Assurance Statement aligned with GRI 2021 Standards and applicable assurance criteria.

Desktop-based review of the information and supporting documents for the reporting locations within the assurance boundary was conducted on 14th September 2026. Online verification was conducted on and 16th September 2026.

Remote and online verification activities were conducted for the all locations included within the defined assurance boundary, as applicable. **Technical review of the assurance work, supporting evidence, observations and proposed**

assurance conclusion was conducted on 25th September 2026.

The assurance procedures were designed to obtain sufficient and appropriate evidence to support a **Limited Assurance Conclusion** on the selected sustainability disclosures reported by **Runaya** within the defined assurance scope, prepared with reference to the **Global Reporting Initiative (GRI) Standards 2021**.

Conclusions

Based on the methodology and verification activities performed, it is our opinion that the **Sustainability Report of Runaya** for **FY 2025–26**, including the defined reporting boundary comprising the reporting entities and assets, and the disclosures on environmental, social, and governance (ESG) performance, has been prepared, in all material respects, **with reference to the Global Reporting Initiative (GRI) Standards 2021**.

Our **limited assurance** engagement was conducted in accordance with **ISAE 3000 (Revised)**. Limited assurance provides a moderate level of confidence and is based on selective verification procedures such as inquiry, analytical review, evaluation of reporting processes and limited sampling, as described in this report. Consequently, these procedures do not provide all the evidence that would be required to obtain reasonable assurance.

Based on the procedures performed and the evidence obtained, **nothing has come to our attention** that causes us to **believe** that the sustainability disclosures presented in the Sustainability Report are not prepared, in all material respects, with reference to the **applicable Global Reporting Initiative (GRI) Standards 2021** and **the reporting criteria** defined by the Company.

This conclusion is subject to the inherent limitations of assurance engagements and the completeness and accuracy of the data and information provided by the management of **Runaya**.

Responsibilities

Runaya is solely responsible for the content of the Sustainability Report, including the identification of material topics, the reporting structure, and the accuracy of the reported information. The selection of the reporting criteria, reporting period, reporting boundary, monitoring and measurement of data, as well as the preparation and presentation of the Sustainability Report prepared with reference to the **Global Reporting Initiative (GRI) Standards 2021**, rests entirely with the management of **Runaya**.

Indian Register Quality Systems (IRQS) was not involved in the drafting or preparation of the Sustainability Report or any supporting data for the reporting period. Our responsibility was limited to providing independent **limited assurance** on the selected sustainability disclosures, as defined within the scope of this assurance engagement.

This assurance engagement assumes that the data and information provided by **Runaya** are accurate, complete, and free from material discrepancies. **Indian Register Quality Systems (IRQS)** shall not be held liable or responsible for any decisions made by any person or entity based on this assurance statement. Stakeholders are advised to recognize and accept the limitations and scope of this assurance engagement as described above.

Uncertainty

The reliability of this assurance engagement is subject to uncertainties that are inherent in the assurance process. Such uncertainties may arise from limitations in data collection and reporting systems, quantification methodologies, assumptions, estimation techniques, emission factors, conversion factors, and other calculation methods used in the preparation of the Sustainability Report.

Accordingly, our conclusions are subject to the inherent uncertainties associated with the reporting and assurance of sustainability information prepared with reference to the **Global Reporting Initiative (GRI) Standards 2021**.

***Note:** For further information related to the assurance engagement, kindly refer to the **IRQS Audit Report No.: GRI Assurance_56**.*

Indian Register Quality Systems

ISSPL LIMITED

Statement of independence, impartiality and competence

Indian Register Quality Systems (IRQS) is an independent assurance and certification body with extensive experience in providing assurance, verification, certification, and sustainability-related assessment services across various industry sectors.

IRQS has established policies and procedures to maintain the highest standards of professional integrity, independence, impartiality, and ethical conduct in all assurance engagements. These requirements are embedded within our management systems and are applied throughout the assurance process to prevent any actual or perceived conflicts of interest.

The assurance engagement team involved in this assignment was independent of **Runaya**, its management, and personnel responsible for the preparation of the Sustainability Report. No member of the assurance team has any business relationship with the Company beyond that required for the execution of this assurance engagement. The engagement was conducted objectively and independently, and no conflict of interest was identified during the course of the assurance process.

IRQS confirms that it possesses the necessary competence, resources, and experience to undertake this assurance engagement. The assurance team comprised qualified professionals with expertise in sustainability reporting, ESG performance assessment, greenhouse gas accounting, environmental management, social performance evaluation, and assurance methodologies. The engagement team has extensive experience in conducting assurance engagements in accordance with the **Global Reporting Initiative (GRI) Standards 2021** and **ISAE 3000 (Revised)** requirements.

IRQS further confirms that this assurance engagement was performed in accordance with its established assurance methodologies, quality management procedures, and professional standards to ensure the reliability, credibility, and integrity of the assurance conclusions presented in this statement.

Technical Assessment by:
Dr. Anand Hiremath & Mr. Navin Kumar Gupta

Authorized Signatory

ISSPL LIMITED MUMBAI

Mr. Shashi Nath Mishra

Chief Operating Officer

29-September-2026

Mumbai

runaya
BUILD FUTURE POSITIVE

Runaya Refining LLP

Registered Office:
5th Floor Windsor House,
MMRDA Area, Kalina- CST Road,
Mumbai- 400098

Email: ceo@runaya.com
Website: www.runaya.com